INDUSTRIA ARREDOCOMPONENTI

BAIDO®

MANUALE **TECNICO**

TECHNICAL** MANUAL / MANUEL **TECHNIQUE

5

BAIDO
THE
SPECIAL TOP

MANUALE TECNICO 5
TECHNICAL MANUAL 5
MANUEL TECHNIQUE 5

INDUSTRIA ARREDOCOMPONENTI

BAIDO®

BAIDO, THE SPECIAL TOP

SOMMARIO
SUMMARY
SOMMAIRE

02 **PRESENTAZIONE**
PRESENTATION
PRESENTATION
03 **BAIDO: COLORI, SPESSORI, STILI E FORME SENZA LIMITI**
BAIDO: COLOURS.WEIGHTS, STYLES AND SHAPES WITHOUT LIMITS
BAIDO: COULEURS, ÉPAISSEURS, STYLES ET FORMES SANS LIMITES
04 **FENIXCOLOR DI BAIDO NANOTECH MATT MATERIAL E NANOTECH ALLOY**
FENIXCOLOR OF BAIDO NANOTECH MATT MATERIAL AND NANOTECH ALLOY
FENIXCOLOR DE BAIDO NANOTECH MATT MATERIAL ET NANOTECH ALLOY
05 **LAMINATO HPL E UNICOLOR HPL (High Pressure Laminate)**
LAMINATE HPL AND UNICOLOR HPL (High Pressure Laminate)
STRATIFIÉS HPL ET UNICOLOR HPL (High Pressure Laminate)
06 **TOPS E ANTE / REALIZZAZIONI**
COUNTERTOPS AND DOORS PANEL / CREATIONS
PLANS ET PORTES / RÉALISATIONS
07 **TOP PENISOLA**
PENINSULA COUNTERTOP
PLAN DU DEMI-ÎLOT
08 **I PIANI-TOPS**
COUNTERTOPS
PLANS
10 **ANTE**
DOORS PANEL
PORTES
11 **TAVOLI E PENISOLE**
TABLES AND PENINSULAS
TABLES ET DEMI-ÎLOT
12 **LAVELLI INTEGRATI PER CUCINA**
INTEGRATED SINK FOR KITCHEN
ÉVIERS INTÉGRÉES POUR LA CUISINE
14 **LAVELLI INTEGRATI PER BAGNO**
INTEGRATED SINK FOR BATHROOM
ÉVIERS INTÉGRÉES POUR SALLE DE BAINS
16 **LAVORAZIONI PIANI-TOP: SOLUZIONI PER LAVELLO**
PROCESSED SOLUTIONS FOR COUNTERTOPS: SUPPORTEDFOR SINK
ENOBLISSEMENTS DES PLANS: SOLUTION POUREVIER
18 **LAVORAZIONI PIANI-TOP: PIANO COTTURA INTEGRATO**
PROCESSED SOLUTIONS FOR COUNTERTOPS: INTEGRATED COOKING HOB
ENOBLISSEMENTS DES PLANS: PLAQUE DE CUISSON INTÉGRÉES
19 **TOP: ESEMPI SOLUZIONI**
EXAMPLES OF COUNTERTOP SOLUTIONS
PLANS: EXEMPLES DE SOLUTIONS
20 **TOP: PRINCIPALI LAVORAZIONI TIPO**
COUNTERTOP: TYPES OF PROCESSED SOLUTIONS
PLAN: PRINCIPAUX TYPES D'ENNOBLISSEMENTS
23 **TOP-PENISOLA: PRINCIPALI LAVORAZIONI TIPO**
PENINSULA COUNTERTOP: TYPES OF PROCESSED SOLUTIONS
PLAN DEMI-ÎLOT: PRINCIPAUX ENNOBLISSEMENTS
25 **FINITURE FENIXCOLOR / LAMINATO HPL E UNICOLOR HPL**
FENIXCOLOR AND LAMINATE HPL AND UNICOLOR HPL FINISHES
FINITIONS FENIXCOLOR ET HPL STRATIFIÉ ET UNICOLOR HPL
26 **FINITURE FENIXCOLOR NTM (NANOTECH MATT MATERIAL)**
FENIXCOLOR NTM (NANOTECH MATT MATERIAL) FINISHES
FINITIONS FENIXCOLOR NTM (NANOTECH MATT MATÉRIEL)
27 **FINITURE FENIXCOLOR NTA (NANOTECH ALLOY)**
FENIXCOLOR NTA (NANOTECH ALLOY) FINISHES
FINITIONS FENIXCOLOR NTA (NANOTECH ALLOY)
28 **FINITURE LAMINATO HPL E UNICOLOR HPL: TINTA UNITA**
LAMINATE HPL AND UNICOLOR HPL FINISHES
FINITIONS HPL STRATIFIÉ ET UNICOLOR HPL
29 **FINITURE LAMINATO HPL E UNICOLOR HPL: TINTA MARMO / PIETRA / GRANITO**
MARBLE / STONE / GRANITE COLOUR LAMINATE HPL AND UNICOLOR HPL FINISHES
TEINTE MARBRE / PIERRE / GRANIT FINITIONS HPL STRATIFIÉ ET UNICOLOR HPL
34 **FINITURE LAMINATO HPL E UNICOLOR HPL: TINTA LEGNO**
WOODEN COLOUR LAMINATE HPL AND UNICOLOR HPL FINISHES
TEINTE BOIS FINITIONS HPL STRATIFIÉ ET UNICOLOR HPL
36 **PROGRAMMA LAMINATO / UNICOLOR**
LAMINATE / UNICOLOR PROGRAM
PROGRAMME STRATIFIÉ / UNICOLOR
37 **PROGRAMMA STRATIFICATO HPL**
COMPACT HPL PROGRAM
PROGRAMME STRATIFIÈ HPL
38 **FERRAMENTA E SOLUZIONI**
FITTINGS AND SOLUTIONS
MATÉRIEL ET SOLUTIONS
42 **PIANI UNICOLOR HPL: ISTRUZIONI MESSA IN OPERA**
UNICOLOR HPL COUNTERTOPS: INSTALLATION INSTRUCTIONS
PLANS UNICOLOR HPL: INSTRUCTIONS POUR L'INSTALLATION
44 **ALZATINE**
SPLASHBACKS
DOSSERETS
45 **COME EFFETTUARE IL VOSTRO ORDINATIVO**
HOW TO PLACE YOUR ORDER
COMMENT EFFECTUER VOTRE COMMANDE
46 **STOCCAGGIO DEI TOPS**
STORING THE COUNTERTOPS
STOCKAGE DES PLANS
47 **MOVIMENTAZIONE DEI TOPS**
HANDLING THE COUNTERTOPS
MANUTENTION DES PLANS
48 **PULIZIA E MANUTENZIONE**
CLEANING AND MAINTENANCE
NETTOYAGE ET MAINTENANCE
50 **BAIDO: THE SPECIAL TOP**
52 **NOTE**
NOTES
NOTES

BAIDO s.p.a.. Nata nel 1977, è stata sin dall'inizio un valido interlocutore per i più qualificati produttori del settore arredamento, conquistandone da subito la fiducia e diventando sinonimo di "garanzia di qualità". Una tecnologia avanzata, pensata per la produzione di grande serie ma anche con lavorazioni a riferimento e a progetto.



BAIDO s.p.a.. *Founded in 1977, ever since its start it has been a valid collaborator for the most competent producers of the furniture sector, instantly winning their trust and becoming synonymous with a "guarantee of quality". Advanced technology makes possible mass production, "by reference" and by project.*

BAIDO s.p.a.. *Née en 1977, la société est très vite devenue un interlocuteur à part entière pour les producteurs les plus qualifiés dans le domaine de l'ameublement, en obtenant d'emblée leur confiance et en devenant synonyme de "garantie de qualité". Une technologie avancée, pensée pour la production de grandes séries mais aussi la production à la contremarque.*

BAIDO: COLORI, SPESSORI, STILI E FORME SENZA LIMITI

BAIDO: COLOURS, WEIGHTS, STYLES AND SHAPES WITHOUT LIMITS

BAIDO: COULEURS, ÉPAISSEURS, STYLES ET FORMES SANS LIMITES

BAIDO è un importante punto di riferimento per ottenere finiture di alto livello, caratterizzate da un intenso grado qualitativo e da un notevole impatto visivo; l'assenza di imperfezioni negli spigoli e nei bordi è garantita da un elevato tenore tecnologico e da un'accurata esecuzione realizzativa che danno al prodotto un aspetto monolitico.
Un risultato che è frutto di un costante studio e ricerca di nuovi prodotti e di decorativi di tendenza, oltre che di una pluri trentennale esperienza nella produzione di piani per cucina, per tavoli e di ante.



BAIDO *is an important point of reference for obtaining high level finishes, characteristic for their intense degree of quality and significant visual impact; the absence of imperfections in the corners and edges is guaranteed by high technological standards and precise workmanship that give the product a monolithic appearance.*
A result that is fruit of constant study and research on new products and decorative trends, as well as over thirty years of experience in the production of kitchen counters, tabletops and cabinet doors.

BAIDO *est un important point de référence afin d'obtenir des finitions de haute qualité, qui sont caractérisés par un degré intense de qualité et un impact visuel saisissant; l'absence d'imperfections dans les coins et les bords est garantie par un fort contenu technologique et de réalisation minutieuse d'exécution qui donnent l'produit un aspect monolithique.*
Un résultat qui est le résultat d'une étude constante et la recherche de nouveaux produits et les tendances décoratives, ainsi comme un multi trente ans d'expérience dans la production de plans pour la cuisine, des tables et des portes.

INDUSTRIA ARREDOCOMPONENTI

BAIDO®

FENIXCOLOR DI BAIDO NTM (NANOTECH MATT MATERIAL) E NTA (NANOTECH ALLOY)
*FENIXCOLOR OF BAIDO **NTM** (NANOTECH MATT MATERIAL) AND **NTA** (NANOTECH ALLOY)*
*FENIXCOLOR DE BAIDO **NTM** (NANOTECH MATT MATERIAL) ET **NTA** (NANOTECH ALLOY)*

FENIX NTM è un materiale innovativo creato per l'interior design, prodotto mediante termolaminazione ad alta pressione.
La parte esteriore è ottenuta con l'impiego di nanotecnologie ed è caratterizzata da una superficie decorativa trattata con resine di nuova generazione.

FENIX NTM is an innovative material created for interior design, it is produced through high pressure thermo-lamination.
The external surface involves the use of nanotechnology and is obtained through next generation resins.

FENIX NTM est un produit innovant pour des applications intérieures design, fabriqué à haute pression et haute température.
La surface décorative est obtenue par l'utilisation de la nanotechologie combinnée á des résines de nouvelle génération.

NTM		NTA
	Bassa riflessione della luce [superficie estremamente opaca]. *Low light reflectivity [extremely matt surface].* *Faible réflectivité [surface extrêmement mate].*	REAL METAL STRUCTURE
	Anti-impronta. *Anti-fingerprint.* *Aucune trace de doigts.*	
	Riparabilità termica dei micrograffi. *Termal healing of microscratches.* *Réparation thermique des micro-rayures.*	
	Resistenza ai graffi ed all'abrasione. *Resistent gegen Kratzer und Abried.* *Resistencia a los arañazos y a la abrasion.*	
	Morbidezza al tatto. *Weicher Touch.* *Suave al tacto.*	
	Facile da pulire. *Easy to clean.* *Facilité d'entretien.*	
	Igienico. *Hygienic.* *Hygiène.*	
	Antimuffa. *Schimmelsicher.* *Antioxidante libre de moho.*	
	Alta attività di abbattimento della carica batterica. *Enchanced anti-bacterial properties.* *Propriétés antibactériennes renforcéés.*	
	Idoneo al contatto con gli alimenti. *Geeignet für den Kontakt mit Lebensmitteln.* *Apto para el contacto con alimentos.*	
	Antistatico. *Antistatic.* *Antistatique.*	
	Idrorepellente. *Hydro-repellent.* *Imperméable.*	
	Stabilità dimensionale in presenza di elevata variazione termica. *Dimensional stability even at high temperature changes.* *Stabilité dimensionelle même en cas de grande variation thermique.*	
	Resistenza all'urto. *Resistance to impact.* *Résistance aux chocs.*	
	Stabilità alla luce. *Lightfastness.* *Résistance à la lumière.*	
	Resistenza al calore secco. *Resistance to dry heat.* *Résistance à la chaleur sèche.*	
	Eccellente intensità e profondità del colore. *Excellent intensity and colour depth.* *Profondeur et intensité des couleurs.*	
	Resistenza allo strofinamento. *Rub resistance.* *Résistance au frottement.*	
	Elevata resistenza a solventi acidi ed ai reagenti di uso domestico. *High resistance to acid solvents and household reagents.* *Grande résistance aux solvants et nettoyants ménagers.*	

LAMINATO HPL E UNICOLOR HPL (High Pressure Laminate)
LAMINATE HPL AND UNICOLOR HPL (High Pressure Laminate)
STRATIFIÉS HPL ET UNICOLOR HPL (High Pressure Laminate)

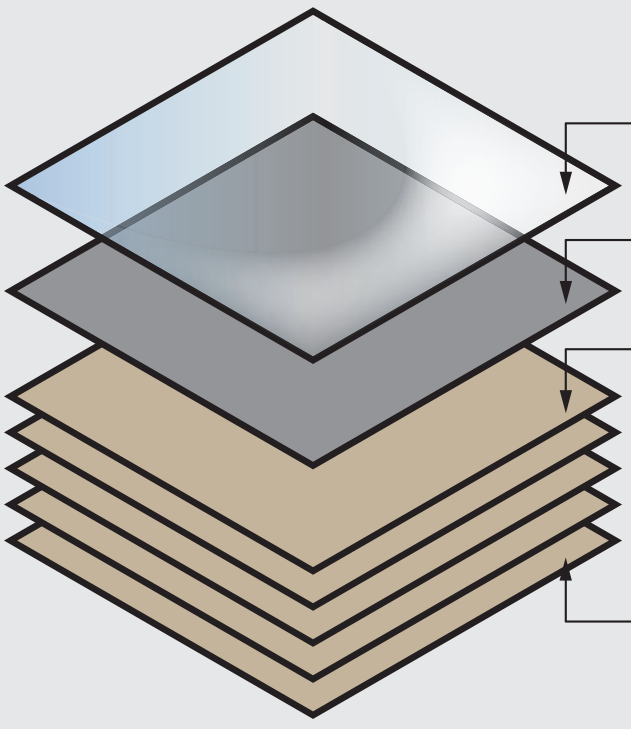

I LAMINATI HPL (High Pressure Laminate) sono laminati decorativi HPL, ad alta pressione, rispondenti alle norme europee EN 438 ed internazionali ISO 4586.
I laminati HPL sono pannelli costituiti da strati di materiale di fibra cellulosica e resina melaminica, impregnati di resine termoindurenti e sottoposti ad un processo di alta pressione.

PROPRIETÀ CHIMICO-FISICHE E PRESTAZIONALI.

Il laminato HPL esprime notevoli qualità di resistenza e versatilità d'impiego.
Acqua bollente, calore, umidità, vapore acqueo e prodotti chimici domestici non riescono a scalfirlo, grazie alle sue caratteristiche meccaniche ed igieniche che garantiscono una buona stabilità dimensionale, planarità e autoportanza oltre che un ottimo comportamento al calore.
Non c'è migrazione che possa contaminare gli alimenti e pertanto i laminati HPL sono approvati per venire a contatto con gli alimenti in genere.
I laminati HPL sono utilizzati in applicazioni in cui la pulizia e l'igiene sono requisiti essenziali.
Le superfici decorative sono resistenti a tutti i solventi e prodotti chimici di uso domestico.

THE LAMINATES HPL *(High Pressure Laminate) are decorative laminates that comply with the European EN 428 and international ISO 4586 standards.*
HPL panels are constituted by layers of cellulose-fibre material and melamine resin, impregnated with thermosetting resins and subjected to a high-pressure process.

CHEMICAL / PHYSICAL PROPERTIES AND PERFORMANCE.

HPL is a highly resistant product with a multitude of potential uses.
Boiling water, heat, humidity, water vapour and domestic chemical cleaning products cannot scratch it, thanks to its mechanical and hygienic properties, which ensure good dimensional stability, flatness and rigidity, as well as excellent fire resistance.
There is no migration, which could otherwise contaminate foodstuffs, and so HPL laminates are approved for general food-contact use.
HPL laminates are used in applications in which cleanliness and hygiene are essential requirements.
The decorative surfaces are resistant to all domestic-use solvents and chemical products.

Les STRATIFIÉS HPL *(HAUTE PRESSION) sont des stratifiés décoratifs HPL à haute pression qui répondent aux normes européennes EN 438 et internationales ISO 4586.*
Les stratifiés HPL sont composés de panneaux formés de couches de matériaux de fibre cellulosique et résine mélamine, imprégnés de résines thermodurcissables et soumis à un processus de haute pression.

PROPRIÉTÉS CHIMIQUES-PHYSIQUES ET DE RENDEMENT.

Les stratifiés HPL expriment de remarquables qualités de résistance et de polyvalence.
Ils résistent à l'eau bouillante, la chaleur, l'humidité, la vapeur d'eau et les produits chimiques domestiques grâce à ses caractéristiques mécaniques et hygiéniques qui garantissent une bonne stabilité dimensionnelle, planéité et autoportance en sus d'une excellente réaction à la chaleur.
Les stratifiés HPL ne peuvent en aucune façon contaminer les aliments et sont approuvés pour être en contact avec les aliments en général.
Les stratifiés HPL sont utilisés pour des applications où la propreté et l'hygiène représentent les conditions essentielles.
Les surfaces décoratives sont résistantes à tous les solvants et produits chimiques ménagers.

TOPS E ANTE / REALIZZAZIONI
COUNTERTOPS AND DOORS / CREATIONS
PLANS ET PORTES / RÉALISATIONS



ESEMPIO DI TOP SAGOMATO / *EXAMPLE OF SHAPED COUNTERTOP / EXEMPLE DE PLAN FACONNÉ*

TOP PENISOLA
PENINSULA COUNTERTOP
PLAN DU DEMI-ÎLOT

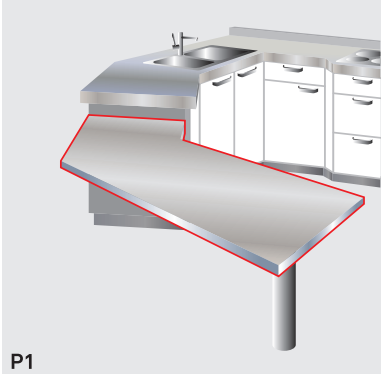

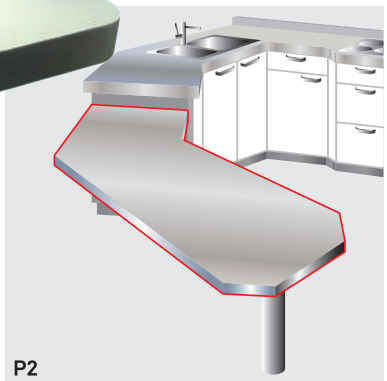



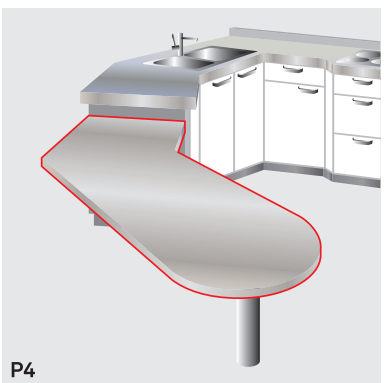

ESEMPI DI REALIZZAZIONI POSSIBILI / *AVAILABLE SOLUTIONS / EXEMPLES DE RÉALISATIONS POSSIBLES*

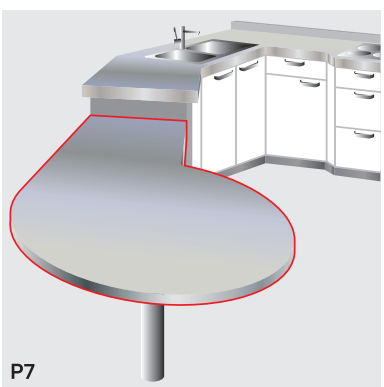

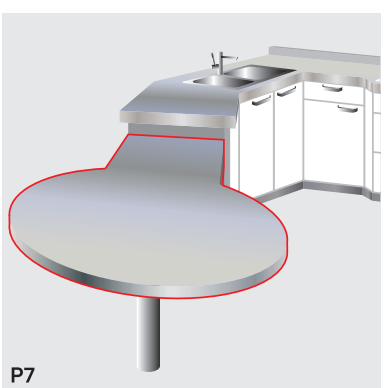

I PIANI-TOPS
COUNTERTOPS
PLANS





LAVORAZIONI SPECIALI / *SPECIAL PROCESSED SOLUTIONS / ENNOBLISSEMENTS SPÉCIAUX*



PIANI TOP DI ALTA GAMMA / *TOP-OF-THE-RANGE COUNTERTOPS / PLANS HAUT DE GAMME*



TOPS SPESSORI VARI (DA mm 6 A mm 100 E OLTRE)
COUNTERTOPS OF VARIOUS THICKNESSES (FROM 6 mm TO 100 mm and ABOVE)
DIFFÉRENTES ÉPAISSEURS DES PLANS (DE 6 mm À 100 mm ET PLUS)

LAVORAZIONI SPECIALI
SPECIAL PROCESSED SOLUTIONS
ENNOBLISSEMENTS SPÉCIAUX



TOPS POSTFORMING
POST-FORMING COUNTERTOPS
PLANS POSTFORMÉS



TOPS BORDO MASSELLO
HARDWOOD-EDGE COUNTERTOPS
PLANS AVEC CHANT MASSIF

TOPS "UNICOLOR" TUTTO COLORE
FULL-COLOUR "UNICOLOR" COUNTERTOPS
PLANS "UNICOLOR" TOUTE COULEUR





TOPS CON BORDO SAGOMATO / *COUNTERTOPS WITH SHAPED EDGE / PLANS AVEC CHANT FAÇONNES*

LAVORAZIONI IN GRANDE SERIE.

Tops, piani per tavoli ed ante. Questi sono i nostri prodotti, fiore all'occhiello della nostra capacità di inventare soluzioni sempre diverse ed innovative, improntate alla massima qualità ed alla cura del dettaglio, sia costruttivo che estetico.

MASS-PRODUCED PROCESSED SOLUTIONS.

Countertops, tabletops and unit doors. These are our products – the finest encapsulation of our ability to come up with solutions that are always out-of-the-ordinary and highly innovative, marked out by their unrivalled quality and attention to every construction detail and aesthetic aspect.

ENNOBLISSEMENTS EN GRANDE SÉRIE.

Plans, plans pour tables et portes. Ce sont là nos produits, fleuron de notre capacité d'inventer des solutions toujours différentes et innovantes vouées à la plus haute qualité et au soin du détail, tant du point de vue de la construction que de l'esthétique.



BORDI "UNICOLOR" HPL INALTERABILI ALLA LUCE / SAGOMATURE VARIE
LIGHTFAST "UNICOLOR" HPL EDGES / VARIOUS SHAPED SOLUTIONS
CHANTS "UNICOLOR" HPL INALTÉRABLES À LA LUMIÈRE / FAÇONNAGES VARIÉS



TOP CON PROFILI SPECIALI
COUNTERTOP WITH SPECIAL PROFILES
PLAN AVEC PROFILS SPÉCIAUX

PROFILI SPECIALI
SPECIAL PROFILES
PROFILS SPÉCIAUX

ANTE
DOORS PANEL
PORTES



LAVORAZIONI A 45° / *45° PROCESSED SOLUTIONS / ENNOBLISSEMENTS À 45°*

LAVORAZIONI CON SPES. mm 6 / 12
PROCESSED SOLUTIONS WITH THICKNESS 6 / 12 mm
ENNOBLISSEMENTS AVEC ÉPAISSEUR 6 / 12 mm



ANTE TERMINALI C-L / *TERMINAL DOORS C-L / PORTES TERMINALES C-L*

SUPPORTI / *SUPPORTS / SOUTIEN*



ANTE PER MOBILI / *DOORS PANEL/ PORTES DE MEUBLES*

TAVOLI E PENISOLE
TABLES AND PENINSULAS
TABLES ET DEMI-ÎLOT



PENISOLA ALLUNGABILE
EXTENDING PENINSULA
EXTENSION DE LA PÉNINSULE

TAVOLI (VARI MODELLI)
TABLES (VARIOUS MODELS)
TABLES (DIFFÉRENTS MODÈLES)

LAVELLI INTEGRATI PER CUCINA
INTEGRATED SINKS FOR KITCHEN
ÉVIERS INTÉGRÉES POUR LA CUISINE

NOVITÀ / *NEWS / NOUVEAUS*

LAVELLO INTEGRATO (HPL UNICOLOR / FENIXCOLOR)
FONDO DIAMANTATO CON PILETTA A VISTA
INTEGRATED SINK (HPL UNICOLOR / FENIXCOLOR)
DIAMOND-SHAPED BASE AND VISIBLE DRAIN
ÉVIER INTÉGRÉ (HPL UNICOLOR / FENIXCOLOR)
DIAMANT

COD.	mm
D34CV	*340X400*
D40CV	*400X400*
D50CV	*500X400*
D74CV	*740X400*



LAVELLO INTEGRATO (FENIXCOLOR)
FENIX INTEGRATED SINK
INTEGRATED SINK (FENIXCOLOR)
ÉVIER INTÉGRÉ (FENIXCOLOR)

COD.	mm
“	*500X400*
“	*720X400*

LAVELLI INTEGRATI PER CUCINA
INTEGRATED SINKS FOR KITCHEN
ÉVIERS INTÉGRÉES POUR LA CUISINE

LAVELLO INTEGRATO (HPL UNICOLOR / FENIXCOLOR)
INTEGRATED SINK (HPL UNICOLOR / FENIXCOLOR)
ÉVIER INTÉGRÉ (HPL UNICOLOR / FENIXCOLOR)

COD.	mm
C34	*340X400*
C40	*400X400*
C50	*500X400*
C74	*740X400*



LAVELLO INOX INTEGRATO: BORDO DRITTO
INTEGRATED INOX SINK: STRAIGHT EDGE
ÉVIER INOX INTÉGRÉE: BORD RECTILIGNE

COD.	mm
I34	*340X400*
I40	*400X400*
I50	*500X400*
I74	*740X400*

LAVELLO INOX INTEGRATO: BORDO INCLINATO
INTEGRATED SINK: INCLINED EDGE
ÉVIER INOX INTÉGRÉE: INCLINÉ EDGE

COD.	mm
V34	*340X400*
V40	*400X400*
V50	*500X400*
V74	*740X400*



LAVELLI INTEGRATI PER BAGNO
INTEGRATED SINKS FOR BATHROOM
ÉVIERS INTÉGRÉES POUR SALLE DE BAINS

NOVITÀ / *NEWS / NOUVEAUS*

LAVELLO INTEGRATO (HPL UNICOLOR / FENIXCOLOR)
FONDO DIAMANTATO CON PILETTA A VISTA
INTEGRATED SINK (HPL UNICOLOR / FENIXCOLOR)
DIAMOND-SHAPED BASE AND VISIBLE DRAIN
ÉVIER INTÉGRÉ (HPL UNICOLOR / FENIXCOLOR)
DIAMANT

COD.	mm
D50BV	*500X300*
D60BV	*600X300*
D70BV	*700X300*

LAVELLO INTEGRATO (HPL UNICOLOR / FENIXCOLOR)
FONDO DIAMANTATO CON PILETTA NASCOSTA
INTEGRATED SINK (HPL UNICOLOR / FENIXCOLOR)
DIAMOND-SHAPED BASE AND COVERED DRAIN
ÉVIER INTÉGRÉ (HPL UNICOLOR / FENIXCOLOR)
DIAMANT



COD.	mm
D50BN	*500X300*
D60BN	*600X300*
D70BN	*700X300*

LAVELLO INTEGRATO IN ACRILICO
ACRYLIC INTEGRATED SINK
ÉVIER ACRYLIQUE INTÉGRÉ

mm
400X310
500X310
600X310
700X310
800X310



LAVELLI INTEGRATI PER BAGNO
INTEGRATED SINKS FOR BATHROOM
ÉVIERS INTÉGRÉES POUR SALLE DE BAINS

LAVELLO INTEGRATO (HPL UNICOLOR / FENIXCOLOR)
INTEGRATED SINK (HPL UNICOLOR / FENIXCOLOR)
ÉVIER INTÉGRÉ (HPL UNICOLOR / FENIXCOLOR)

COD.	mm
B50	*500X300*
B70	*700X300*
*B50R**	*500X300*
*B60R**	*600X300*
*B70R**	*700X300*
*B100R**	*1000X300*

LAVELLO INTEGRATO (HPL UNICOLOR / FENIXCOLOR)
SCARICO FRONTALE
INTEGRATED SINK (HPL UNICOLOR / FENIXCOLOR)
FRONT WATER DRAIN
ÉVIER INTÉGRÉ (HPL UNICOLOR / FENIXCOLOR)
EAU DE DÉCHARGE AVANT

COD.	mm
F50	*500X300*
F60	*600X300*
F70	*700X300*

LAVELLO IN APPOGGIO (HPL UNICOLOR / FENIXCOLOR)
IN SUPPORT SINK (HPL UNICOLOR / FENIXCOLOR)
ÉVIER EN SOUTIEN (HPL UNICOLOR / FENIXCOLOR)

mm
400X400

***= R (RIDOTTO) PROF. utile mm 90 / R** *(REDUCED) PROF. useful mm 90 / R (RÉDUIT) PROF. mm 90*

LAVORAZIONI PIANI-TOP SOLUZIONI PER LAVELLO
PROCESSED SOLUTIONS FOR COUNTERTOPS SUPPORTED FOR SINK
ENNOBLISSEMENTS DES PLANS SOLUTION POUR ÉVIER

LAVELLO IN APPOGGIO
SUPPORTED SINK
ÉVIER À POSER SUR PLAN

LAVELLO A FILO TOP
FLUSH-FITTED SINK
ÉVIER AFLEURANT

LAVORAZIONE LAVELLO A FILO TOP
PROCESSED SOLUTION FOR FLUSH-FITTED SINK
ENNOBLISSEMENTS ÉVIER AFLEURANT

LAVELLO SOTTO TOP IN TINTA UNICOLOR
UNDERCOUNTER SINK
ÉVIER SOUS PLAN

LAVELLO SOTTO TOP BORDO NERO
UNDERCOUNTER SINK
ÉVIER SOUS PLAN

DETTAGLIO LAVELLO SOTTO TOP
UNDERCOUNTER SINK DETAIL
DETAIL ÉVIER SOUS PLAN

PAG. 36/37



SGOCCIOLATOIO / *DRIP / LAISSER COULER*

TOP RIBASSATO / *LOWERED COUNTERTOP / PLAN ABAISSÉ*



PIANO CON RIBALTA / *OPEN COUNTERTOP / REZ-DE-CHAUSSÉE*

RIBALTA CHIUSA / *COUNTERTOP CLOSED/ PLAN ABAISSÉ*

LAVELLO A SCOMPARSA CHIUSO
HIDEAWAY SINK CLOSED
CACHE-ÉVIER FERMÉ

LAVELLO A SCOMPARSA APERTO
HIDEAWAY SINK OPEN
CACHE-ÉVIER OUVERT

SALTERELLO TONDO
ROUND SALTERELLO
SALTERELLO ROND

SALTERELLO QUADRATO
SQUARE SALTERELLO
SALTERELLO SQUARE

LAVORAZIONI PIANI-TOP PIANO COTTURA INTEGRATO
PROCESSED SOLUTIONS FOR COUNTERTOPS INTEGRATED COOKING HOB
ENNOBLISSEMENTS DES PLANS PLAQUE DE CUISSON INTÉGRÉES

PIANO COTTURA IN VETROCERAMICA / *CERAMIC-GLASS LOWERED COUNTERTOP / PLAN ABAISSÉ EN VERRE CÉRAMIQUE*

TOP: ESEMPI SOLUZIONI
EXAMPLES OF COUNTERTOP SOLUTIONS
PLANS: EXEMPLES DE SOLUTIONS

TOP LINEARE.
STRAIGHT COUNTER TOP.
PLAN LINÉAIRE.

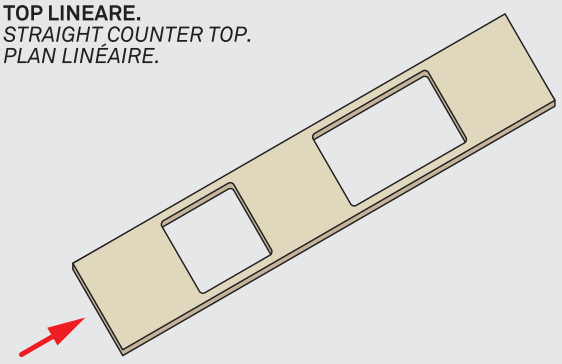

TOP AD ANGOLO 90°.
90° ANGLE COUNTERTOP.
PLAN AVEC COIN À 90°.

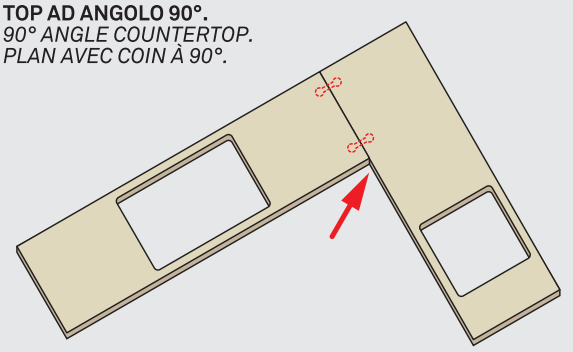

TOP LINEARE CON TERMINALE SMUSSATO.
STRAIGHT COUNTERTOP WITH ANGLED END.
PLAN LINÉAIRE AVEC BAS TERMINAL EN BISEAU.

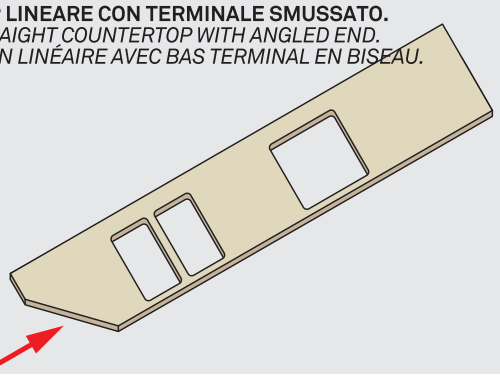

TOP AD ANGOLO FUORI SQUADRA.
COUNTERTOP WITH NON-SQUARE CORNER.
PLAN À ANGLE HORS ÉQUERRE.

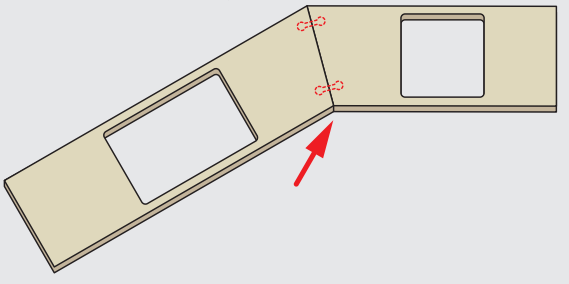

TOP LINEARE CON TERMINALE ARROTONDATO.
STRAIGHT COUNTERTOP WITH ROUNDED END.
PLAN LINÉAIRE AVEC BAS TERMINAL ARRONDI.

ESEMPIO DI COMPOSIZIONE MISTA.
EXAMPLE OF MIXED COMPOSITION.
EXEMPLE DE COMPOSITION MIXTE.

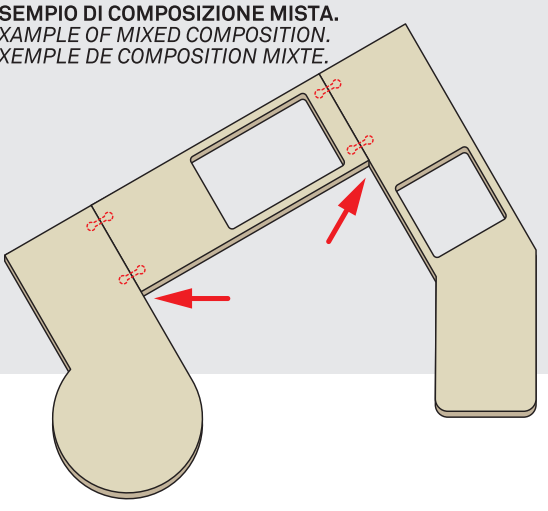

TOP LINEARE CON CORPO AVANZATO.
STRAIGHT COUNTERTOP WITH PROTRUDING SECTION.
PLAN LINÉAIRE AVEC AVANCÉE.

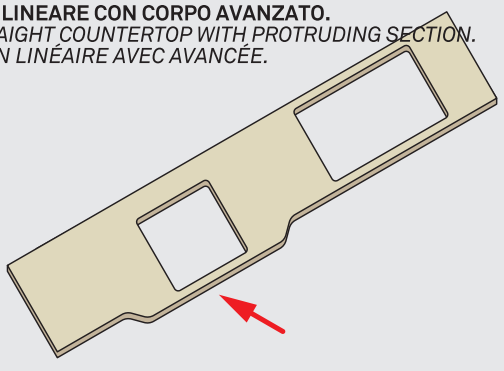

- **TOP: DIMENSIONI MASSIME REALIZZABILI mm 4180 x 1280.**
  (DIMENSIONI MAGGIORI DA CONCORDARE).
- *COUNTERTOP: MAXIMUM DIMENSIONS FEASIBLE mm 4180 x 1280.*
  (MORE GREAT TO BE AGREED).
- *PLAN: DIMENSIONS MAXIMUM FEASIBLE mm 4180 x 1280.*
  (PLUS GRANDE DIMENSIONS D'ACCORD).

TOP LINEARE CON CAMBIO DI PROFONDITÀ.
STRAIGHT COUNTERTOP WITH VARIATION IN DEPTH.
PLAN LINÉAIRE AVEC CHANGEMENT DE PROFONDEUR.

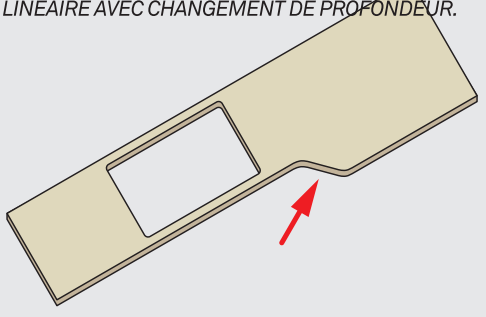

- **ALTRE SOLUZIONI SONO REALIZZABILI A PROGETTO IN TUTTE LE VARIANTI POSSIBILI.**
- *OTHER SOLUTIONS CAN BE CUSTOM-DESIGNED IN ALL OF THE POSSIBLE VARIANTS.*
- *D'AUTRES SOLUTIONS SONT RÉALISABLES SUR PROJET DANS TOUTES LES VARIANTES POSSIBLES.*

TOP: PRINCIPALI LAVORAZIONI TIPO
COUNTERTOP: TYPES OF PROCESSED SOLUTIONS
PLAN: PRINCIPAUX TYPES D'ENNOBLISSEMENTS

S= DA mm 6 A mm 100 (E OLTRE).
FROM 6 mm TO 100 mm (AND ABOVE).
DE 6 mm À 100 mm (ET PLUS).
STANDARD:
mm 12 - 20 - 30 - 40 - 60 - 75 - 100.
S2= mm 20 - 40 - 60
S*= mm 30 / mm 40 VEDERE GRADI INCLINAZIONE A LISTINO.
30 mm / 40 mm SEE ANGLES OF INCLINATION IN PRICE LIST.
30 mm / 40 mm VOIR DEGRÉS INCLINAISON DE CATALOGUE.
S= mm 18 / mm28**

PROFILI / *PROFILES / PROFILS*

1. LAMINATO HPL UNICOLOR HPL FENIXCOLOR	2. LAMINATO HPL UNICOLOR HPL FENIXCOLOR	3. LAMINATO HPL UNICOLOR HPL FENIXCOLOR

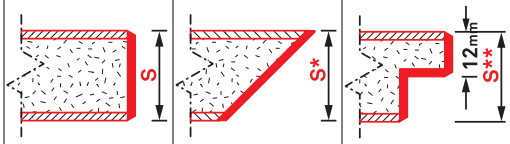

	1.	2.	3.	
T1	●	●	●	**TOP 1 BORDO FINITO NEL LATO LUNGO.** *COUNTERTOP WITH 1 FINISHED EDGE ON 1 OF THE LONG SIDES.* *PLAN 1 CHANT FINI SUR LE CÔTÉ LONG.*
T2	●	●	●	**BARRA mm 600X20, BORDO FINITO SU 2 LATI LUNGHI.** *BAR 600X20 mm WITH FINISHED EDGE ON THE 2 LONG SIDES.* *BARRE 600x20 mm CHANT FINI SUR 2 CÔTÉS LONGS.*
T3	●	●	●	**1 TESTA FINITA COME I 2 LATI LUNGHI.** *1 SHORT SIDE WITH FINISHED EDGE MATCHING THE 2 LONG SIDES.* *1 TÊTE FINIE AVEC CHANT FINI COMME 2 CÔTÉS LONGS.*
T4	●	●	●	**TESTA FINITA CON BORDO RETRO.** *SHORT SIDE FINISHED WITH REVERSED EDGE.* *TÊTE FINIE AVEC CHANT ARRIÈRE.*
T5	●	—	●	**TERMINALE SMUSSATO FINITO COME IL FRONTALE.** *ANGLED END WITH EDGE MATCHING FRONTAL.* *BAS TERMINAL EN BISEAU AVEC CHANT COMME FAÇADE.*
T6	R MIN. mm 100 ●	—	R MIN. mm 100 ●	**TERMINALE TONDO FINITO COME IL FRONTALE.** *ROUNDED END WITH EDGE MATCHING FRONTAL.* *BAS TERMINAL ARRONDI AVEC CHANT COMME FAÇADE.*
T7	●	—	●	**CORPO AVANZATO FINITO COME IL FRONTALE.** *PROTRUDING SECTION WITH EDGE MATCHING FRONTAL.* *PLAN AVEC AVANCÉE ET CHANT COMME FAÇADE.*
T8	●	—	—	**RIENTO FINITO COME IL FRONTALE.** *CUT-OUT SECTION WITH FINISHED EDGE MATCHING FRONTAL.* *PLAN COURBÉ ET CHANT FINI COMME FAÇADE.*
T9	R MIN. mm 100 ●	—	R MIN. mm 100 ●	**CORPO AVANZATO CON BORDO CONTINUO / R minimo mm 100.** *PROTRUDING SECTION WITH CONTINUOUS EDGE / R minimum 100 mm.* *PLAN AVEC AVANCÉE ET CHANT CONTINU / R minimum 100 mm.*
T10	R MIN. mm 100 ●	—	R MIN. mm 100 ●	**CORPO RIENTRANTE CON BORDO CONTINUO / R minimo mm 100.** *CUT-OUT SECTION WITH CONTINUOUS EDGE / R minimum 100 mm.* *PLAN COURBÉ ET CHANT CONTINU / R minimum 100 mm.*

● = **FATTIBILE** / *FEASIBLE / RÉALISABLE* | — = **NON FATTIBILE** / *NOT FEASIBLE / NON RÉALISABLE*

S= DA mm 6 A mm 100 (E OLTRE).
FROM 6 mm TO 100 mm (AND ABOVE).
DE 6 mm À 100 mm (ET PLUS).
STANDARD:
mm 12 - 20 - 30 - 40 - 60 - 75 - 100.
S2= mm 20 - 40 - 60
S*= mm 30 / mm 40 VEDERE GRADI INCLINAZIONE A LISTINO.
30 mm / 40 mm SEE ANGLES OF INCLINATION IN PRICE LIST.
30 mm / 40 mm VOIR DEGRÉS INCLINAISON DE CATALOGUE.
S**= mm 18 / mm28

PROFILI / *PROFILES / PROFILS*

	1. LAMINATO HPL UNICOLOR HPL FENIXCOLOR	2. LAMINATO HPL UNICOLOR HPL FENIXCOLOR	3. LAMINATO HPL UNICOLOR HPL FENIXCOLOR	
	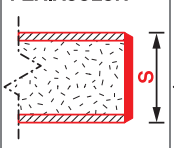	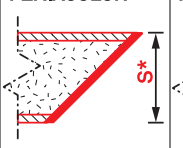	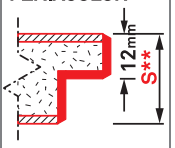	
T11 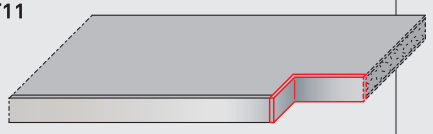	●	—	—	**RIENTRO 90° FINITO.** *90° CUT-OUT WITH FINISHED EDGE MATCHING FRONTAL.* *RETOUR 90° AVEC CHANT FINI COMME FAÇADE.*
T12 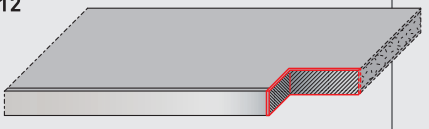	●	●	●	**RISEGA CON BORDO RETRO.** *RECESS WITH REVERSED EDGE.* *REBORD AVEC CHANT ARRIÈRE.*
T13 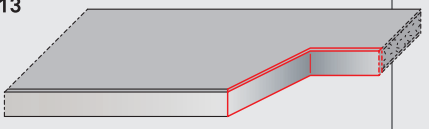	●	—	—	**ANGOLO.** *ANGLED.* *RETOUR.*
T14 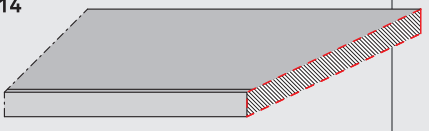	●	●	●	**1 TAGLIO INCLINATO.** *1 ANGLED CUT-OFF.* *1 COUPE INCLINÉE.*
A1 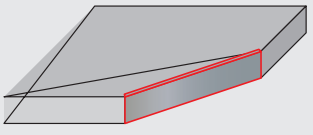	●	—	●	**PIANO ANGOLO mm 1020X1020X... .** *ANGLED CORNER 1020X1020X ... mm.* *ANGLE DU PLAN 1020X1020X ... mm.*
A2 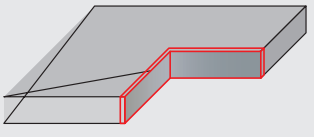	●	—	●	**PIANO ANGOLO 90°, CON BORDO COME FRONTALI.** *90° CUT-OUT CORNER WITH EDGE MATCHING FRONTALS.* *ANGLE DU PLAN 90° AVEC CHANT COMME FAÇADE.*
A3 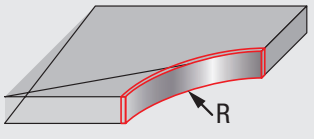	R MIN. mm 100 ●	— —	R MIN. mm 100 ●	**PIANO ANGOLO mm 1020X1020X... .** *ANGLED CORNER 1020X1020X ... mm.* *ANGLE DU PLAN 1020X1020X ... mm.*
A4 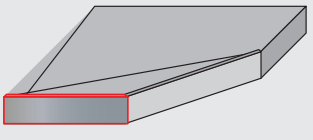	●	—	●	**TESTA DRITTA.** *STRAIGHT SHORT SIDE.* *TÊTE DROITE.*

● = **FATTIBILE** / *FEASIBLE / RÉALISABLE* | — = **NON FATTIBILE** / *NOT FEASIBLE / NON RÉALISABLE*

TOP: PRINCIPALI LAVORAZIONI TIPO
COUNTERTOP: TYPES OF PROCESSED SOLUTIONS
PLAN: PRINCIPAUX TYPES D'ENNOBLISSEMENTS

S= DA mm 6 A mm 100 (E OLTRE).
FROM 6 mm TO 100 mm (AND ABOVE).
DE 6 mm À 100 mm (ET PLUS).
STANDARD:
mm 12 - 20 - 30 - 40 - 60 - 75 - 100.
S2= mm 20 - 40 - 60
S*= mm 30 / mm 40 VEDERE GRADI INCLINAZIONE A LISTINO.
30 mm / 40 mm SEE ANGLES OF INCLINATION IN PRICE LIST.
30 mm / 40 mm VOIR DEGRÉS INCLINAISON DE CATALOGUE.
S= mm 18 / mm28**

PROFILI / *PROFILES / PROFILS*

1. LAMINATO HPL UNICOLOR HPL FENIXCOLOR	2. LAMINATO HPL UNICOLOR HPL FENIXCOLOR	3. LAMINATO HPL UNICOLOR HPL FENIXCOLOR
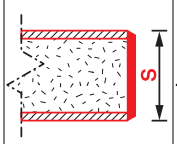	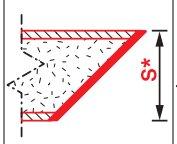	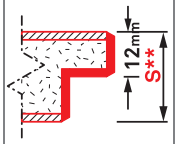

G1	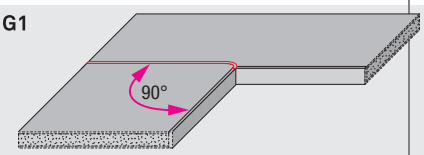	●	●	●	**INCONTRO A 90°.** *MEETING AT 90°.* *POINT DE JONCTION À 90°.*
G2	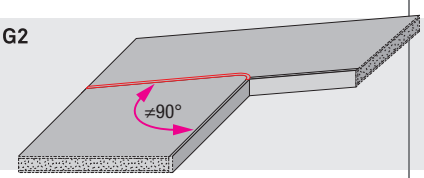	●	●	●	**FUORI SQUADRA.** *OUT SQUAD.* *POINT DE JONCTION DEHORS 90°.*
LC1	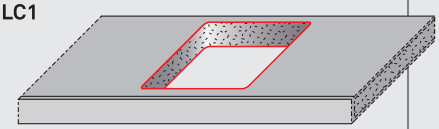	●	●	●	**FORO PER LAVELLO / PIANO COTTURA STANDARD.** *HOLE FOR SINK / HOB STANDARD.* *EMPLACEMENT POUR ÉVIER / PLAN DE CUISSON STANDARD.*
LC2	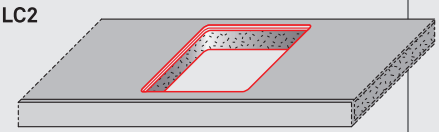	●	●	●	**FORO PER LAVELLO / PIANO COTTURA FILO-TOP.** *HOLE FOR SINK: FLUSH-FITTED HOB OR SINK.* *EMPLACEMENT POUR ÉVIER / PLAN DE CUISSON AFLEURANT.*
LST1	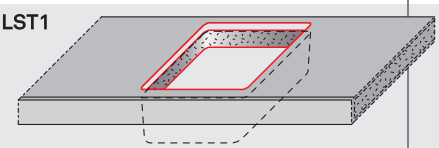	●	●	●	**FORO PER LAVELLO SOTTO TOP.** *HOLE FOR UNDERCOUNTER SINK.* *EMPLACEMENT POUR ÉVIER SOUS PLAN.*
LST2	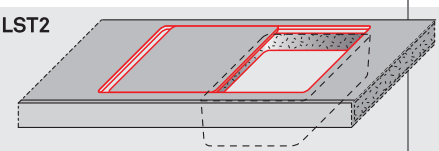	●	●	●	**SCIVOLO CON TAGLIERE.** *SLIDE AND COVER.* *ÉGOUTTOIR INCLINÉ ET COUVERCLE.*
LST3	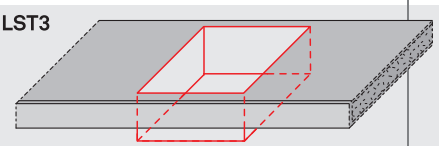	●	●	●	**LAVELLO INTEGRATO (SOLO CON UNICOLOR HPL).** *INTEGRATED SINK (ONLY WITH UNICOLOR HPL).* *ÉVIER INTÉGRÉ (SEULEMENT AVEC UNICOLOR HPL).*
T20		●	—	●	**TESTA SMUSSATA FINITA.** *ANGLED SHORT SIDE FINISHED.* *TÊTE EN BISEAU, FINI.*
T21		R MIN. mm 100 ●	—	R MIN. mm 100 ●	**TESTA TONDA FINITA.** *ROUNDED SHORT SIDE FINISHED.* *TÊTE ARRONDIE, FINI.*

● = **FATTIBILE** / *FEASIBLE / RÉALISABLE* | — = **NON FATTIBILE** / *NOT FEASIBLE / NON RÉALISABLE*

TOP-PENISOLA: PRINCIPALI LAVORAZIONI TIPO
PENINSULA COUNTERTOP: TYPES OF PROCESSED SOLUTIONS
PLAN DEMI-ÎLOT: PRINCIPAUX ENNOBLISSEMENTS

S= DA mm 6 A mm 100 (E OLTRE).
FROM 6 mm TO 100 mm (AND ABOVE).
DE 6 mm À 100 mm (ET PLUS).
STANDARD:
mm 12 - 20 - 30 - 40 - 60 - 75 - 100.
S2= mm 20 - 40 - 60
S*= mm 30 / mm 40 VEDERE GRADI INCLINAZIONE A LISTINO.
30 mm / 40 mm SEE ANGLES OF INCLINATION IN PRICE LIST.
30 mm / 40 mm VOIR DEGRÉS INCLINAISON DE CATALOGUE.
S= mm 18 / mm28**

PROFILI / *PROFILES / PROFILS*

1. LAMINATO HPL UNICOLOR HPL FENIXCOLOR	2. LAMINATO HPL UNICOLOR HPL FENIXCOLOR	3. LAMINATO HPL UNICOLOR HPL FENIXCOLOR
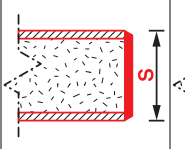	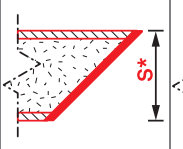	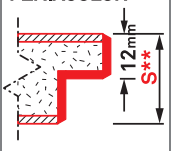

P1

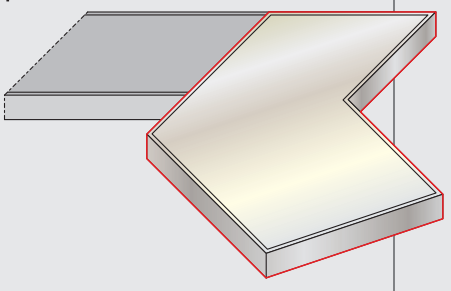

●	—	●

PENISOLA CON TESTA LINEARE.
PENINSULA WITH STRAIGHT SHORT SIDE.
DEMI-ÎLOT AVEC TÊTE LINÉAIRE.

P2

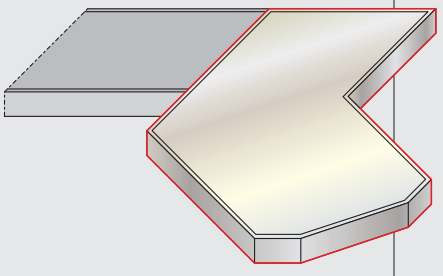

●	—	●

PENIS0LA CON TESTA SAGOMATA.
PENINSULA WITH SHAPED SHORT SIDE.
DEMI-ÎLOT AVEC TÊTE FAÇONNÉE.

P3

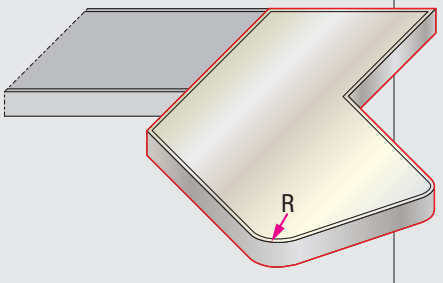

R MIN. mm 100	—	R MIN. mm 100
●		●

PENISOLA CON TESTA AD ANGOLI ARROTONDATI.
PENINSULA WITH ROUNDED-CORNER SHORT SIDE.
DEMI-ÎLOT AVEC TÊTE À ANGLES ARRONDIS.

P4

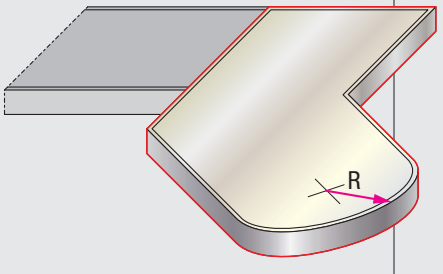

R MIN. mm 100	—	R MIN. mm 100
●		●

PENISOLA CON TESTA ARROTONDATA.
PENINSULA WITH ROUNDED SHORT SIDE.
DEMI-ÎLOT AVEC TÊTE ARRONDIE.

P5

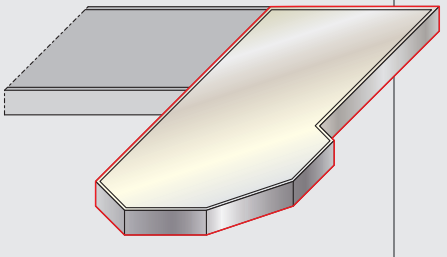

●	—	●

PENISOLA CON TESTA SAGOMATA.
PENINSULA WITH SHAPED SHORT SIDE.
DEMI-ÎLOT AVEC TÊTE FAÇONNÉE.

● = **FATTIBILE** / *FEASIBLE / RÉALISABLE* | — = **NON FATTIBILE** / *NOT FEASIBLE / NON RÉALISABLE*

TOP-PENISOLA: PRINCIPALI LAVORAZIONI TIPO
PENINSULA COUNTERTOP: TYPES OF PROCESSED SOLUTIONS
PLAN DEMI-ÎLOT: PRINCIPAUX ENNOBLISSEMENTS

S= DA mm 6 A mm 100 (E OLTRE).
FROM 6 mm TO 100 mm (AND ABOVE).
DE 6 mm À 100 mm (ET PLUS).
STANDARD:
mm 12 - 20 - 30 - 40 - 60 - 75 - 100.
S2= mm 20 - 40 - 60
S*= mm 30 / mm 40 VEDERE GRADI INCLINAZIONE A LISTINO.
30 mm / 40 mm SEE ANGLES OF INCLINATION IN PRICE LIST.
30 mm / 40 mm VOIR DEGRÉS INCLINAISON DE CATALOGUE.
S= mm 18 / mm28**

PROFILI / *PROFILES / PROFILS*

	1. LAMINATO HPL UNICOLOR HPL FENIXCOLOR	2. LAMINATO HPL UNICOLOR HPL FENIXCOLOR	3. LAMINATO HPL UNICOLOR HPL FENIXCOLOR	
	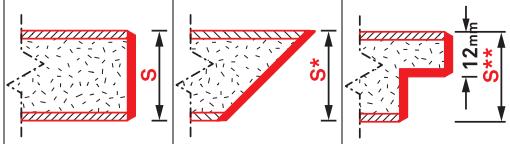			
P6 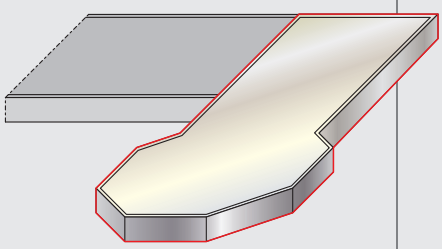	●	●	—	**PENISOLA CON TESTA SAGOMATA LINEARE.** *PENINSULA WITH STRAIGHT, SHAPED SHORT SIDE.* *DEMI-ÎLOT AVEC TÊTE FAÇONNÉE LINÉAIRE.*
P7 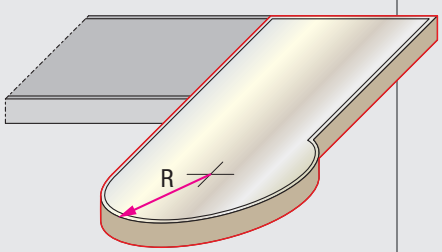	R MIN. mm 100 ●	—	R MIN. mm 100 ●	**PENISOLA CON TESTA SAGOMATA ARROTONDATA.** *PENINSULA WITH ROUNDED, SHAPED SHORT SIDE.* *DEMI-ÎLOT AVEC TÊTE FAÇONNÉE ARRONDIE.*
P8 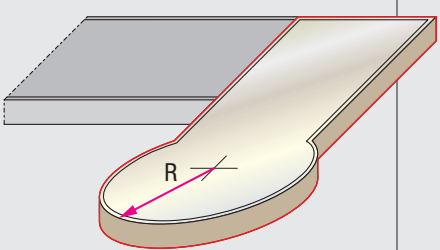	R MIN. mm 100 ●	—	R MIN. mm 100 ●	**PENISOLA CON TESTA SAGOMATA CIRCOLARE.** *PENINSULA WITH CIRCULAR, SHAPED SHORT SIDE.* *DEMI-ÎLOT AVEC TÊTE FAÇONNÉE CIRCULAIRE.*
F1	●	●	●	**FIANCO SOTTO TOP CON BORDO FINITO COME FRONTALE.** *UNDERCOUNTER SIDE PANEL WITH FINISHED EDGE MATCHING FRONTAL.* *CÔTÉ SOUS PLAN AVEC CHANT FINI COMME FAÇADE.*
M1 	●	●	●	**MENSOLA CON 1 BORDO FINITO NEL LATO LUNGO.** *SHELF WITH 1 FINISHED EDGE ON 1 OF THE 2 LONG SIDES.* *RAYON AVEC 1 CHANT FINI SUR LE CÔTÉ LONG.*
SCH1 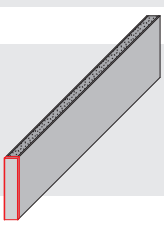	●	●	●	**SCHIENALI.** *BACK PANELS.* *PANNEAUX MURAUX.*
ALZ1 	●	●	●	**ALZATINE.** *SPLASHBACKS.* *DOSSERETS.*

● = **FATTIBILE** / *FEASIBLE / RÉALISABLE* | — = **NON FATTIBILE** / *NOT FEASIBLE / NON RÉALISABLE*

FINITURE “FENIXCOLOR” / “LAMINATO HPL E UNICOLOR HPL”

“FENIXCOLOR” / “LAMINATE HPL AND UNICOLOR HPL” FINISHES

FINITIONS “FENIXCOLOR” / “HPL STRATIFIÉ ET UNICOLOR HPL ”

I COLORI DEL PRESENTE CAMPIONARIO SONO SOLTANTO INDICATIVI.
PER UNA PRECISA IDENTIFICAZIONE FARE RIFERIMENTO ALLE CARTELLE COLORI “FENIXCOLOR” E “UNICOLOR” RIPORTANTI I CAMPIONI REALI. LA QUANTITÀ DI COLORI RIPORTATA NEL PRESENTE CAMPIONARIO È SOGGETTA A VARIAZIONI (IN PIÙ O IN MENO) IN QUANTO AGGIORNATO PERIODICAMENTE.

THE SAMPLE COLOURS SHOWN HERE ARE FOR ILLUSTRATIVE PURPOSES ONLY.
FOR GREATER ACCURACY, REFER TO THE “FENIXCOLOR” AND “UNICOLOR” COLOUR CHART, WHICH FEATURES THE REAL SAMPLES.
THE QUANTITY OF COLOURS SHOWN HERE IS SUBJECT TO CHANGE (WITH THE NUMBER BEING INCREASED OR DECREASED) DUE TO FREQUENT UPDATING.

LES COULEURS DU PRÉSENT ÉCHANTILLONNAGE SONT PUREMENT INDICATIVES.
POUR UNE IDENTIFICATION PLUS PRÉCISE, CONSULTER LA CARTE DES COULEURS “FENIXCOLOR” ET “UNICOLOR” REPORTANT LES ÉCHANTILLONS RÉELS. LE NOMBRE DE COULEURS REPORTÉES DANS LE PRÉSENT ÉCHANTILLONNAGE EST SUJET À VARIATIONS (EN PLUS OU EN MOINS) CAR CE DERNIER EST RÉGULIÈREMENT MIS À JOUR.

FINITURE FENIXCOLOR NTM (NANOTECH MATT MATERIAL)
FENIXCOLOR FINISHES NTM (NANOTECH MATT MATERIAL)
FINITIONS FENIXCOLOR NTM (NANOTECH MATT MATERIAL)

BIANCO ALASKA FX30	*BIANCO DOVER* FX757	*BIANCO KOS* FX32
BIANCO MALÈ FX29	*GRIGIO EFESO* FX725	*BEIGE ARIZONA* FX748
BEIGE LUXOR FX719	*CASTORO OTTAWA* FX717	*GRIGIO LONDRA* FX718
ROSSO JAIPUR FX751	*GRIGIO ANTRIM* FX752	*GRIGIO BROMO* FX724
CACAO ORINOCO FX749	*VERDE COMODORO* FX750	*BLU FES* FX754





FINITURE FENIXCOLOR NTA (NANOTECH ALLOY)
FENIXCOLOR FINISHES NTA (NANOTECH ALLOY)
FINITIONS FENIXCOLOR NTA (NANOTECH ALLOY)



PROGRAMMA FENIX / FENIXCOLOR•FENIX / FENIXCOLOR PROGRAM•PROGRAMME FENIX / FENIXCOLOR

CODICI CODE CODE	COLORE COLOUR COULEUR	ALZATINE mm 20X12 SPLASHBACKS DOSSERET	SCHIENALI mm 80X20 BACK PANELS PANNEAUX MURAUX	COLORE SOTTO TOP SU LAMINATO UNDERCOUNTER COLOR ON LAMINATED COULEUR SOUS PLAN AVEC STRATIFIÉ	COLORE SOTTO TOP SU UNICOLOR UNDERCOUNTER COLOR ON UNICOLOR COULEUR SOUS STRATIFIÈ AVEC UNICOLOR
FX757	BIANCO DOVER	•	•	NERO 109	BIANCO ARTICO138
FX29	BIANCO MALÈ	•	•	NERO 109	BIANCO 100
FX30	BIANCO ALASKA	•	•	NERO 109	BIANCO ARTICO 138
FX717	CASTORO OTTAWA	•	•	NERO 109	CASTORO OTTAWA 717
FX718	GRIGIO LONDRA	•	•	NERO 109	GRIGIO LONDRA 718
FX719	BEIGE LUXOR	•	•	NERO 109	SABBIA 103
FX720	NERO INGO	•	•	NERO 109	NERO 109
FX2628	ZINCO	•	•	NERO 109	CANAPA 200
FX2629	BRONZO DOHA	•	•	NERO 109	TORTORA 111
FX2630	PIOMBO DOHA	•	•	NERO 109	NERO 109
FX2638	TITANIO DOHA	•	•	NERO 109	GRAY 160
FX32	BIANCO KOS	•	•	NERO 109	BIANCO DAX 136
FX724	GRIGIO BROMO	•	•	NERO 109	GRAFITE 107
FX725	GRIGIO EFESO	•	•	NERO 109	GRIGIO CHIARO 104
FX748	BEIGE ARIZONA	•	•	NERO 109	CANAPA 200
FX749	CACAO ORINOCO	•	•	NERO 109	MOKA 108
FX750	VERDE COMODORO	•	•	NERO 109	NERO 109
FX751	ROSSO JAIPUR	•	•	NERO 109	BORDEAUX 106
FX752	GRIGIO ANTRIM	•	•	NERO 109	GRAY 160
FX754	BLU FES	•	•	NERO 109	NERO 109
FX5000	ACCIAIO HAMILTON	•	•	NERO 109	GRAY 160
FX5001	ARGENTO DUKAT	•	•	NERO 109	GRIGIO CHIARO 104
FX5003	ORO CORTEZ	•	•	NERO 109	SABBIA 103

• = FATTIBILE / *FEASIBLE / RÉALISABLE* | **– = NON FATTIBILE** / *NOT FEASIBLE / NON RÉALISABLE*

FINITURE LAMINATO HPL E UNICOLOR HPL TINTA UNITA
LAMINATE HPL AND UNICOLOR HPL FINISHES ***SOLID COLOUR***
FINITIONS HPL STRATIFIÉ ET UNICOLOR HPL ***TEINTE UNIE***

▲ = ATTENZIONE: DIFFERENZA CROMATICA TRA **UNICOLOR** E **LAMINATO**.
*WARNING: CHROMATIC DIFFERENCE BETWEEN **UNICOLOR** AND **LAMINATE**.*
*AVERTISSEMENT: DIFFERENCE CHROMATIQUE ENTRE **UNICOLOR** ET **LAMINATE**.*

● = DECORATIVO SOGGETTO A TONALITÀ E GRAFICA NON OMOGENEE.
DECORATIVE SUBJECT TO TONALITY AND GRAPHICS NOT HOMOGENEES
SOUMISSION DÉCORATIVE À LA TONALITÉ ET AUX GRAPHIQUES, NON HOMOGÉNÉES.

▲ *BIANCO ARTICO* 138	▲ *BIANCO DAX* 136	▲ *BIANCO* 100
▲ *PANNA* 101	▲ *AVORIO* 102	▲ *SABBIA* 103
▲ *GRIGIO CHIARO* 104	*CANAPA* 200	*TORTORA* 111
GRAY 160	*GRAFITE* 107	*ROSSO* 105

FINITURE LAMINATO HPL E UNICOLOR HPL TINTA MARMO / PIETRA / GRANITO
LAMINATE HPL AND UNICOLOR HPL FINISHES MARBLE / STONE / GRANITE COLOUR
FINITIONS HPL STRATIFIÉ ET UNICOLOR HPL TEINTE MARBRE / PIERRE / GRANIT



















FINITURE LAMINATO HPL E UNICOLOR HPL TINTA MARMO / PIETRA / GRANITO
LAMINATE HPL AND UNICOLOR HPL FINISHES MARBLE / STONE / GRANITE COLOUR
FINITIONS HPL STRATIFIÉ ET UNICOLOR HPL TEINTE MARBRE / PIERRE / GRANIT

▲ = ATTENZIONE: DIFFERENZA CROMATICA TRA **UNICOLOR** E **LAMINATO**.
*WARNING: CHROMATIC DIFFERENCE BETWEEN **UNICOLOR** AND **LAMINATE**.*
*AVERTISSEMENT: DIFFERENCE CHROMATIQUE ENTRE **UNICOLOR** ET **LAMINATE**.*

● = DECORATIVO SOGGETTO A TONALITÀ E GRAFICA NON OMOGENEE.
DECORATIVE SUBJECT TO TONALITY AND GRAPHICS NOT HOMOGENEES
SOUMISSION DÉCORATIVE À LA TONALITÉ ET AUX GRAPHIQUES, NON HOMOGÉNÉES.


























TOBACCO
440


IMPERO
438


SAHARA NOIR
444


ANTIBES
413

PIETROBURGO
421


PORTLAND
408


CEMENTO DOGATO
407


CESAR BROWN STONE
145


ARDESIA
115


NERO ARDESIA
420


OSSIDO
146


TADAO
426


CORTEN
406


NERO MARTELLATO
110


VOYAGE SILVER
429

FINITURE LAMINATO HPL E UNICOLOR HPL TINTA MARMO / PIETRA / GRANITO
LAMINATE HPL AND UNICOLOR HPL FINISHES ***MARBLE / STONE / GRANITE COLOUR***
FINITIONS HPL STRATIFIÉ ET UNICOLOR HPL ***TEINTE MARBRE / PIERRE / GRANIT***

▲ = ATTENZIONE: DIFFERENZA CROMATICA TRA **UNICOLOR** E **LAMINATO**.
*WARNING: CHROMATIC DIFFERENCE BETWEEN **UNICOLOR** AND **LAMINATE**.*
*AVERTISSEMENT: DIFFERENCE CHROMATIQUE ENTRE **UNICOLOR** ET **LAMINATE**.*

● = DECORATIVO SOGGETTO A TONALITÀ E GRAFICA NON OMOGENEE.
DECORATIVE SUBJECT TO TONALITY AND GRAPHICS NOT HOMOGENEES
SOUMISSION DÉCORATIVE À LA TONALITÉ ET AUX GRAPHIQUES, NON HOMOGÉNÉES.













FINITURE LAMINATO HPL E UNICOLOR HPL TINTA LEGNO
LAMINATE HPL AND UNICOLOR HPL FINISHES ***WOODEN COLOUR***
FINITIONS HPL STRATIFIÉ ET UNICOLOR HPL ***TEINTE BOIS***

▲ = ATTENZIONE: DIFFERENZA CROMATICA TRA **UNICOLOR** E **LAMINATO**.
*WARNING: CHROMATIC DIFFERENCE BETWEEN **UNICOLOR** AND **LAMINATE**.*
*AVERTISSEMENT: DIFFERENCE CHROMATIQUE ENTRE **UNICOLOR** ET **LAMINATE**.*

● = DECORATIVO SOGGETTO A TONALITÀ E GRAFICA NON OMOGENEE.
DECORATIVE SUBJECT TO TONALITY AND GRAPHICS NOT HOMOGENEES
SOUMISSION DÉCORATIVE À LA TONALITÉ ET AUX GRAPHIQUES, NON HOMOGÉNÉES.








ROVERE ARTICO
419

OLD AMERICA
414

QUERCIA GRIGIA
422


ROVERE VERSAILES
418

ROVERE MONET
423

ROVERE SLAVONIA
417

PROGRAMMA LAMINATO HPL / UNICOLOR HPL
LAMINATE HPL / UNICOLOR HPL PROGRAM
PROGRAMME STRATIFIÉ HPL / UNICOLOR HPL

CODICI CODE CODE	COLORE COLOUR COULEUR	ALZATINE mm 20X12 SPLASHBACKS DOSSERET	SCHIENALI mm 80X20 BACK PANELS PANNEAUX MURAUX	COLORE SOTTO TOP SU LAMINATO UNDERCOUNTER COLOR ON LAMINATED COULEUR SOUS PLAN AVEC STRATIFIÉ	COLORE SOTTO TOP SU UNICOLOR UNDERCOUNTER COLOR ON UNICOLOR COULEUR SOUS STRATIFIÈ AVEC UNICOLOR
TINTA UNITA / *SOLID COLOUR / TEINTE UNIE*					
100	BIANCO	BIANCO 100	•	NERO 109	BIANCO 100
101	PANNNA	BIANCO 100	•	NERO 109	BIANCO 100
102	AVORIO	AVORIO 102	•	NERO 109	AVORIO 102
103	SABBIA	SABBIA 103	•	NERO 109	SABBIA 103
104	GRIGIO CHIARO	GRIGIO CHIARO 104	•	NERO 109	GRIGIO CHIARO 104
105	ROSSO	ROSSO 105	•	NERO 109	ROSSO 105
107	GRAFITE	GRAFITE 107	•	NERO 109	GRAFITE 107
111	TORTORA	TORTORA 111	•	NERO 109	TORTORA 111
136	BIANCO DAX	BIANCO DAX 136	•	NERO 109	BIANCO DAX 136
138	BIANCO ARTICO	BIANCO ARTICO 138	•	NERO 109	BIANCO ARTICO 138
160	GRAY	GRAY 160	•	NERO 109	GRAY 160
200	CANAPA	CANAPA 200	•	NERO 109	CANAPA 200
TINTA MARMO – PIETRA – GRANITO / *MARBLE – STONE – GRANITE COLOUR / TEINTE MARBLE – PIERRE – GRANIT*					
110	NERO MARTELLATO	•	•	NERO 109	NERO 109
115	ARDESIA	•	•	NERO 109	GRAFITE 107
117	CESAR BROWN SOFT	•	•	NERO 109	NERO 109
118	PIETRA GRIGIA	•	•	NERO 109	NERO 109
119	PORFIDO	•	•	NERO 109	NERO 109
120	BLACK ROCK	•	•	NERO 109	NERO 109
122	GRES	•	•	NERO 109	NERO 109
123	MURO	•	•	NERO 109	NERO 109
137	WHITE ROCK	•	•	NERO 109	BIANCO 100
139	BIANCO DAX STONE	•	•	NERO 109	BIANCO DAX 136
140	PIETRA LAVICA	•	•	NERO 109	NERO 109
143	CEMENTO	•	•	NERO 109	NERO 109
144	PIETRA DI NANTO	•	•	NERO 109	NERO 109
145	CESAR BROWN STONE	•	•	NERO 109	NERO 109
146	OSSIDO	•	•	NERO 109	NERO 109
148	TRAVERTIO TIVOLI	•	•	NERO 109	NERO 109
149	PIASENTINA	•	•	NERO 109	NERO 109
201	CANAPA STONE	•	•	NERO 109	CANAPA 200
202	SILVER STONE	•	•	NERO 109	GRIGIO 104
203	GRAY STONE	•	•	NERO 109	GRAY 160
400	FOSSILE	•	•	NERO 109	NERO 109
403	BASALTO CENERE	•	•	NERO 109	NERO 109
406	CORTEN	•	•	NERO 109	NERO 109
407	CEMENTO DOGATO	•	•	NERO 109	NERO 109
408	PORTLAND	•	•	NERO 109	NERO 109
410	BOTTICINO	•	•	NERO 109	NERO 109
411	EVORA	•	•	NERO 109	NERO 109
412	EMERALD	•	•	NERO 109	NERO 109
420	NERO ARDESIA	•	•	NERO 109	NERO 109
424	CALACATTA	•	•	NERO 109	BIANCO 100
427	CUMA LIGHT	•	•	NERO 109	NERO 109
428	CUMA DARK	•	•	NERO 109	NERO 109
429	VOYAGE SILVER	•	•	NERO 109	NERO 109
433	PALLADIO	•	•	NERO 109	NERO 109
434	CANOVA	•	•	NERO 109	NERO 109
435	CALYPSO	•	•	NERO 109	NERO 109
436	MUNÈ GRAY	•	•	NERO 109	NERO 109
437	MUNÈ BLACK	•	•	NERO 109	NERO 109
438	IMPERO	•	•	NERO 109	NERO 109
439	STATUARIO	•	•	NERO 109	BIANCO 100
440	TOBACCO	•	•	NERO 109	NERO 109
441	MAILAND	•	•	NERO 109	NERO 109
442	CHEOPE	•	•	NERO 109	NERO 109
443	DARK PULPIS	•	•	NERO 109	NERO 109
444	SAHARA NOIR	•	•	NERO 109	NERO 109

• = **FATTIBILE** / *FEASIBLE / RÉALISABLE* | – = **NON FATTIBILE** / *NOT FEASIBLE / NON RÉALISABLE*

CODICI CODE CODE	COLORE COLOUR COULEUR	ALZATINE mm 20X12 SPLASHBACKS DOSSERET	SCHIENALI mm 80X20 BACK PANELS PANNEAUX MURAUX	COLORE SOTTO TOP SU LAMINATO UNDERCOUNTER COLOR ON LAMINATED COULEUR SOUS PLAN AVEC STRATIFIÉ	COLORE SOTTO TOP SU UNICOLOR UNDERCOUNTER COLOR ON UNICOLOR COULEUR SOUS STRATIFIÈ AVEC UNICOLOR
TINTA LEGNO / *WOODEN COLOUR / TEINTE BOIS*					
130	ROVERE BRUCIATO	•	•	NERO 109	NERO 109
131	NOCE	•	•	NERO 109	NERO 109
132	ROVERE GRAFITE	•	•	NERO 109	NERO 109
133	WHITE WOOD	•	•	NERO 109	BIANCO 100
134	OLMO	•	•	NERO 109	NERO 109
301	ROVERE TABACCO	•	•	NERO 109	NERO 109
302	ROVERE NATURALE	•	•	NERO 109	NERO 109
303	OLMO SCURO	•	•	NERO 109	NERO 109
306	ROVERE TEXAS	•	•	NERO 109	NERO 109
307	ROVERE FUMO	•	•	NERO 109	NERO 109
308	ROVERE PRUSSIA	•	•	NERO 109	NERO 109
309	ROVERE CALIFORNIA	•	•	NERO 109	NERO 109
310	ROVERE WAFER	•	•	NERO 109	NERO 109
405	NOCE SAVOIA	•	•	NERO 109	NERO 109
413	ANTIBES	•	•	NERO 109	NERO 109
414	OLD AMERICA	•	•	NERO 109	NERO 109
415	PINO VINTAGE	•	•	NERO 109	NERO 109
417	ROVERE SLAVONIA	•	•	NERO 109	NERO 109
418	ROVERE VERSAILLES	•	•	NERO 109	NERO 109
419	ROVERE ARTICO	•	•	NERO 109	NERO 109
421	PIETROBURGO	•	•	NERO 109	NERO 109
422	QUERCIA GRIGIA	•	•	NERO 109	NERO 109
423	ROVERE MONET	•	•	NERO 109	NERO 109

PROGRAMMA STRATIFICATO HPL
COMPACT HPL PROGRAM
PROGRAMME STRATIFIÉ HPL

CODICI CODE CODE	COLORE COLOUR COULEUR	INTERNO INTERNAL PART INTERNE
CATEGORIA 1 / *CLASS 1 / CATÉGORIE 1*		
145	CESAR BROWN STONE	NERO
420	NERO ARDESIA	NERO
425	EMPERADOR	MARRONE
434	CANOVA	MARRONE
438	IMPERO	NERO
440	TOBACCO	MARRONE
CATEGORIA 2 / *CLASS 2 / CATÉGORIE 2*		
136	BIANCO DAX	IN TINTA / *IN COLOR / EN COULEUR*
139	BIANCO DAX STONE	IN TINTA / *IN COLOR / EN COULEUR*
201	CANAPA STONE	IN TINTA / *IN COLOR / EN COULEUR*
202	SILVER STONE	IN TINTA / *IN COLOR / EN COULEUR*
410	BOTTICINO	IN TINTA / *IN COLOR / EN COULEUR*
429	VOYAGE SILVER	IN TINTA / *IN COLOR / EN COULEUR*
430	MALTA BIANCA	IN TINTA / *IN COLOR / EN COULEUR*
431	MALTA GRIGIA	IN TINTA / *IN COLOR / EN COULEUR*
432	MALTA CANAPA	IN TINTA / *IN COLOR / EN COULEUR*
433	PALLADIO	IN TINTA / *IN COLOR / EN COULEUR*
436	MUNÈ GRAY	IN TINTA / *IN COLOR / EN COULEUR*
439	STATUARIO	IN TINTA / *IN COLOR / EN COULEUR*
443	DARK PULPIS	IN TINTA / *IN COLOR / EN COULEUR*
FX720	NERO INGO	NERO

CODICI CODE CODE	COLORE COLOUR COULEUR	INTERNO INTERNAL PART INTERNE
CATEGORIA 3 / *CLASS 3 / CATÉGORIE 3*		
FX32	BIANCO KOS	IN TINTA / *IN COLOR / EN COULEUR*
FX718	GRIGIO LONDRA	IN TINTA / *IN COLOR / EN COULEUR*
CATEGORIA 4 / *CLASS 4 / CATÉGORIE 4*		
FX717	CASTORO OTTAWA	IN TINTA / *IN COLOR / EN COULEUR*
FX719	BEIGE LUXOR	IN TINTA / *IN COLOR / EN COULEUR*
FX724	GRIGIO BROMO	IN TINTA / *IN COLOR / EN COULEUR*
FX725	GRIGIO EFESO	IN TINTA / *IN COLOR / EN COULEUR*
FX748	BEIGE ARIZONA	IN TINTA / *IN COLOR / EN COULEUR*
FX749	CACAO ORINOCO	IN TINTA / *IN COLOR / EN COULEUR*
FX750	VERDE COMODORO	IN TINTA / *IN COLOR / EN COULEUR*
FX751	ROSSO JAIPUR	IN TINTA / *IN COLOR / EN COULEUR*
FX752	GRIGIO ANTRIM	IN TINTA / *IN COLOR / EN COULEUR*
CATEGORIA 5 / *CLASS 5 / CATÉGORIE 5*		
FX5000	ACCIAIO HAMILTON	IN TINTA / *IN COLOR / EN COULEUR*
FX5001	ARGENTO DUKAT	IN TINTA / *IN COLOR / EN COULEUR*
FX5003	ORO CORTEZ	IN TINTA / *IN COLOR / EN COULEUR*

• = **FATTIBILE** / *FEASIBLE / RÉALISABLE* | – = **NON FATTIBILE** / *NOT FEASIBLE / NON RÉALISABLE*

FERRAMENTA E SOLUZIONI
FITTINGS AND SOLUTIONS
MATÉRIEL ET SOLUTIONS

La ferramenta utilizzata per i vari assemblaggi è stata studiata per facilitare il montaggio dei singoli componenti.
Semplicità d'uso e robustezza sono le principali caratteristiche che contraddistinguono i nostri accessori.

The fittings used for the various assemblies have been designed to facilitate the mounting of the individual components.
Ease of use and robustness are the main features that mark out our accessories.

Le matériel utilisé pour les différents assemblages a été étudié pour faciliter le montage des éléments.
Simplicité d'utilisation et robustesse sont les principales caractéristiques qui distinguent nos accessoires.

(*)= GIUNTO SOTTO TOP
PER SPESSORI SUPERIORI A mm 20.
(*)= *UNDERCOUNTER JOINT FOR THICKNESSES IN EXCESS OF 20 mm.*
(*)= *RACCORD SOUS PLAN POUR DES ÉPAISSEURS SUPÉRIEURES À 20 mm.*

(*) KIT FERRAMENTA PER INCONTRI / **(*)** *FITTING KIT FOR JOINTS* / **(*)** *KIT MATÉRIEL DE RACCORD*



(**)= GIUNTO SOTTO TOP
PER SPESSORI DA mm 10 A mm 20.
(**)= *UNDERCOUNTER JOINT FOR THICKNESSES FROM 10 mm TO 20 mm.*
(**)= *RACCORD SOUS PLAN POUR ÉPAISSEURS DE 10 À 20 mm.*



(**) KIT FERRAMENTA PER INCONTRI / **(**)** *FITTING KIT FOR JOINTS* / **(**)** *KIT MATÉRIEL DE RACCORD*

KIT FERRAMENTA PER GIUNZIONE TOP-BASI (SPECIFICA PER PIANI IN STRATIFICATO CP1)
HARDWARE KIT FOR COUNTERTOPS-BASES JOINT (SPECIFICATION FOR COUNTERTOPS IN CP1 STRATIFIED)
KIT DE QUINCAILLERIE POUR PLAN-BASES (SPÉCIFICATION POUR PLAN STRATIFIÉ CP1)



PROTEZIONE IDRO / *"ACQUA-STOP" COUNTERTOPS / PLANS "ACQUA-STOP"*

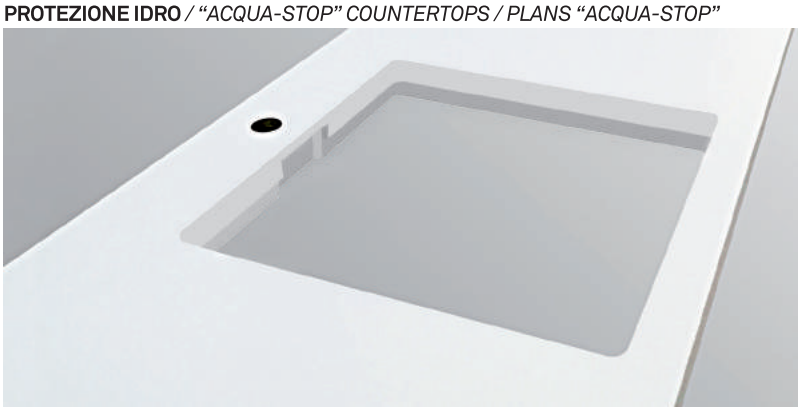



GUARNIZIONE PER FORO RUBINETTO / *GASKET FOR TAP HOLE / JOINT POUR TROU DE ROBINET*



KIT SPESSORI PER AGGANCIO ELETTRODOMESTICI / *UNDERCOUNTER WOODEN STRIP KIT / KIT LISTELLI SOUS PLAN*

FERRAMENTA E SOLUZIONI
FITTINGS AND SOLUTIONS
MATÉRIEL ET SOLUTIONS

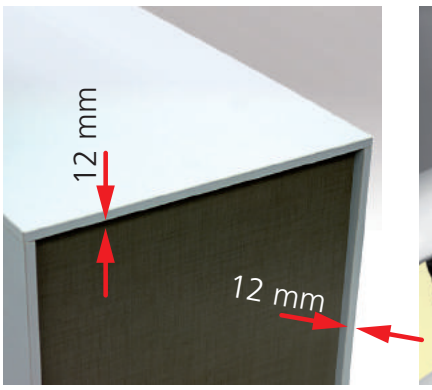

FISSAGGIO INVISIBILE PER SPES. mm 12 / *INVISIBLE FIXING FOR 12 mm THICKNESSES / FIXATION INVISIBLE POUR ÉPAISSEUR 12 mm*

COPPIA PIASTRE PER FIANCHI / *HIDEAWAY SIDE-PANEL FIXING PLATE / PLAQUE DE FIXATION CÔTÉS, ENCASTRABLE*

PIEDINI PER FIANCHI / *ADJUSTABLE FEET FOR SIDE PANELS / PIEDS RÉGLABLES POUR CÔTÉS*




RUOTA PER FIANCHI / *WHEEL FOR SIDE PANELS / ROUES POUR CÔTÉS* **REGGI MENSOLA** / *SHELF SUPPORTS / SUPPORTS POUR ÉTAGÈRES*



KIT FERRAMENTA PER SOTTO TOP / *UNDERCOUNTER FITTING KIT / KIT MATÉRIEL POUR SOUS PLAN*





FISSAGGIO INVISIBILE PER SPES. mm 6 / *INVISIBLE FIXING FOR 6 mm THICKNESSES / FIXATION INVISIBLE POUR ÉPAISSEUR 6 mm*



UNIONI A 45°
FIXING FOR 45° JOINTS
FIXATION POUR RACCORDS À 45°

BORDATO 45°
RIMMED AT 45°
BORDÉ À 45°



FISSAGGIO INVISIBILE PER UNIONI A 45° / *INVISIBLE FIXING FOR 45° JOINTS / FIXATION INVISIBLE POUR RACCORDS À 45°*

LAVORAZIONE PER GIUNZIONE A 45° / *INVISIBLE FIXING FOR 45° JOINTS / FIXATION INVISIBLE POUR RACCORDS À 45°*

SIGILLATURE:
tutte le parti sezionate dei piani (incastri, agganci, forature lavello e piano cottura, riseghe, ecc.) dove il supporto rimane a vista, DEVONO essere opportunamente sigillate con stesura di silicone neutro.

SEALS:
all parts of the countertop that have been cut (slots, couplings, sink/hob holes, recesses, etc.) leaving the cut surface visible MUST be properly sealed with neutral silicone.

SCELLAGES:
toutes les parties sectionnées des plans (encastrements, accrochages, forage pour emplacement évier et plan de cuisson, rebords, etc.) où le support reste en vue, DOIVENT être correctement scellées avec une application de silicone neutre.

CORDONCINI DI SILICONE TRA ALZATINA E MURO E TRA ALZATINA E PIANO.
SILICONE SEALS BETWEEN SPLASHBACK AND WALL AND BETWEEN SPLASHBACK AND COUNTERTOP.
CORDONS DE SILICONE ENTRE LE DOSSERET ET LE MUR ET ENTRE LE DOSSERET ET LE PLAN.

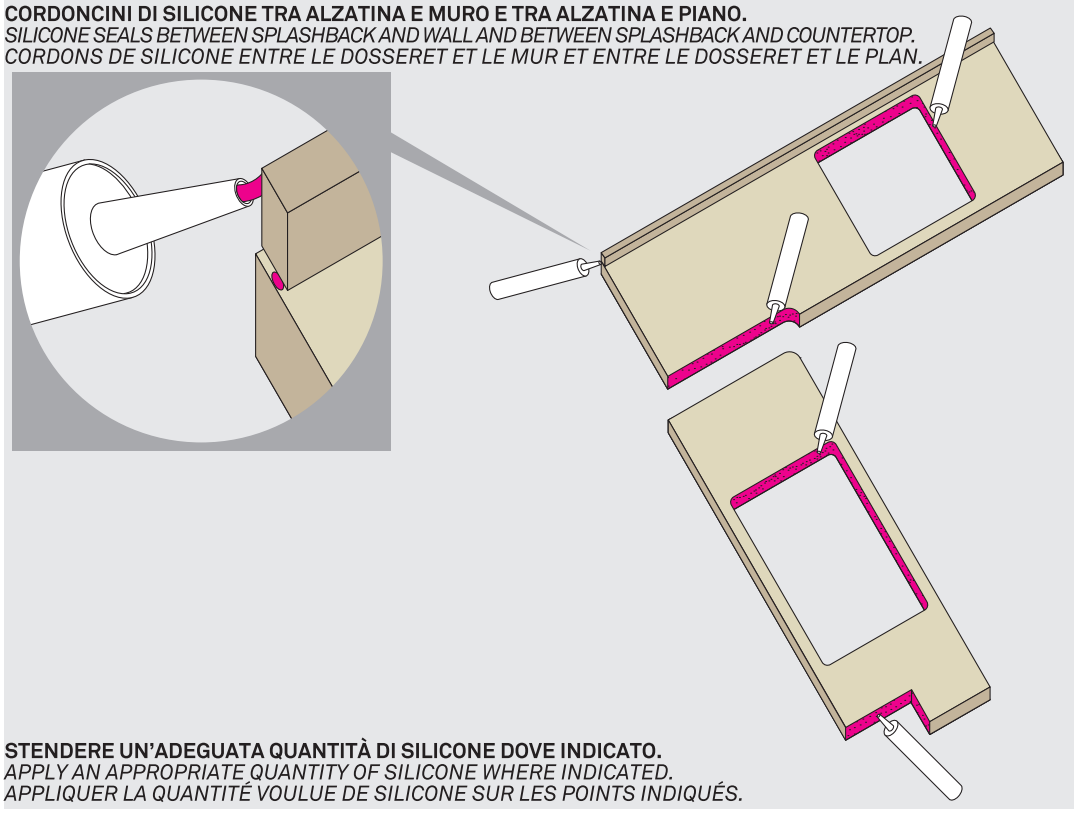

STENDERE UN'ADEGUATA QUANTITÀ DI SILICONE DOVE INDICATO.
APPLY AN APPROPRIATE QUANTITY OF SILICONE WHERE INDICATED.
APPLIQUER LA QUANTITÉ VOULUE DE SILICONE SUR LES POINTS INDIQUÉS.

INSERIMENTO DI VITI:
si raccomanda di eseguire preforature dui laminati con fori di diametro di circa 1 mm più largo di quello delle viti onde evitare tensioni ed eventuali fessurazioni sulla superficie.

INSERTION OF SCREWS:
it is advisable to perforate the laminates with boreholes of around 1mm wider than the diameter of the screws in order to avoid creating tension and risking the appearance of cracks on the surface.

VISSAGE:
il est recommandé d'effectuer au préalable les forages des stratifiés en pratiquant des trous d'environ 1 mm de diamètre plus large par rapport au diamètre des vis afin d'éviter les tensions et les éventuelles fissures sur la surface.

1. FORATURA.
1. MAKE BOREHOLE.
1. FORAGE.

2. INSERIMENTO RONDELLA E AVVITAGGIO.
2. INSERT WASHER AND SCREW.
2. INTRODUCTION RONDELLE ET VISSAGE.

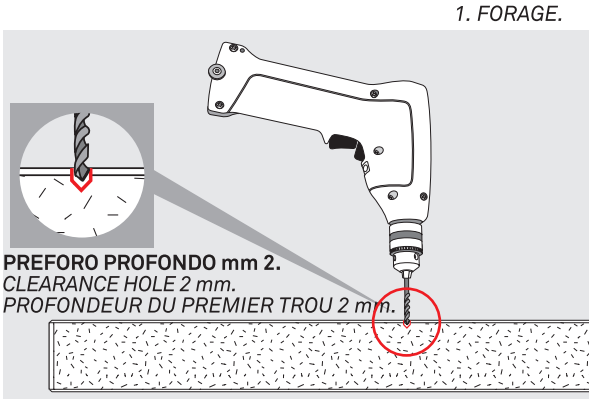

PREFORO PROFONDO mm 2.
CLEARANCE HOLE 2 mm.
PROFONDEUR DU PREMIER TROU 2 mm.

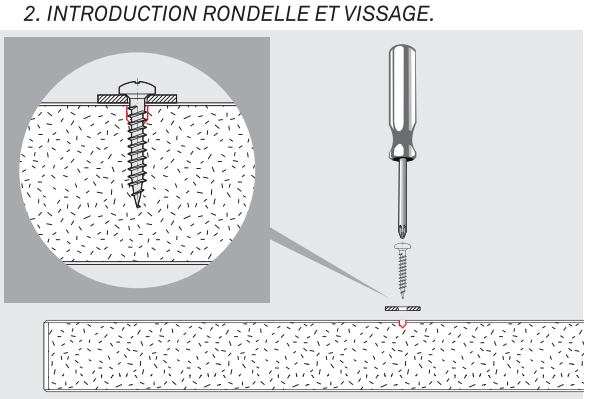

TAGLIO:
è opportuno limitare il taglio dei pannelli alle seghe circolari fisse, effettuando una regolazione accurata dell'altezza della lama onde evitare scheggiature sulla superficie superiore ed inferiore.
Sono da evitare seghe portatili e seghetti alternativi.

CUTTING:
it is advisable to use only fixed circular saws to cut the panels, taking care to adjust the height of the blade in order to avoid splintering of the upper and lower surfaces.
Handheld jigsaws and hacksaws should not be used.

COUPE:
il est opportun de limiter la découpe des panneaux aux scies circulaires fixes en effectuant un réglage minutieux de la hauteur de la lame afin d'éviter des éclats sur la surface supérieure et inférieure.
À éviter : scies portables et petites scies alternatives.

FORATURE:
sono da evitare riseghe interne a spigolo vivo.
Per le forature centrali degli elettrodomestici e le riseghe si raccomanda di utilizzare pantografi con punte adeguate e ben affilate, onde evitare scheggiature (raggio minimo mm 5).

BOREHOLES:
avoid making recesses with sharp corners.
In relation to boreholes for appliances and recesses, it is advisable to use pantographs with suitable, sharp tips, in order to avoid splintering (minimum radius 5 mm).

FORAGE:
à éviter : rebords intérieurs en angle vif.
Pour les forages centraux des appareils électroménagers et les rebords, utiliser des pantographes avec des pointes adéquates et bien aiguisées afin d'éviter les éclats(rayon minimum 5 mm).

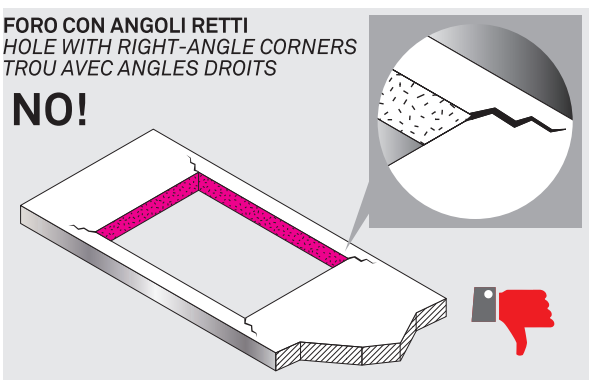

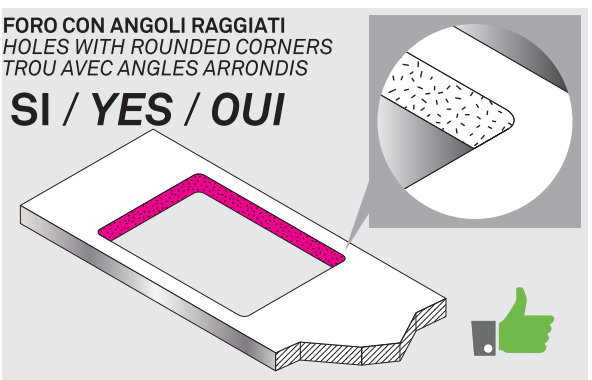

IMPORTANTE:
qualora non vengano rispettate le indicazioni riportate nel presente manuale, la Baido s.p.a. non potrà rispondere, in alcun modo, per gli eventuali danni, rigonfiamenti o difetti comunque causati da una messa in opera non corrispondente alle presenti indicazioni.

IMPORTANT:
if you fail to adhere to the instructions provided in this manual, Baido s.p.a. may not be held liable in any way whatsoever for any damage, swelling or defects caused by installations that do not correspond to the indications set out herein.

IMPORTANT:
en cas de non respect des indications reportées dans le présent manuel, Baido s.p.a. ne pourra en aucune façon répondre des éventuels dommages, renflements ou défauts causés par une mise en œuvre qui ne correspond pas aux présentes indications.

PAG. 36/37





CORDONCINI DI SILICONE TRA ALZATINA E MURO E TRA ALZATINA E TOP
SILICONE SEALS BETWEEN SPLASHBACK AND WALL AND BETWEEN SPLASHBACK AND COUNTERTOP
CORDONS DE SILICONE ENTRE DOSSERET ET MUR ET ENTRE DOSSERET ET PLAN

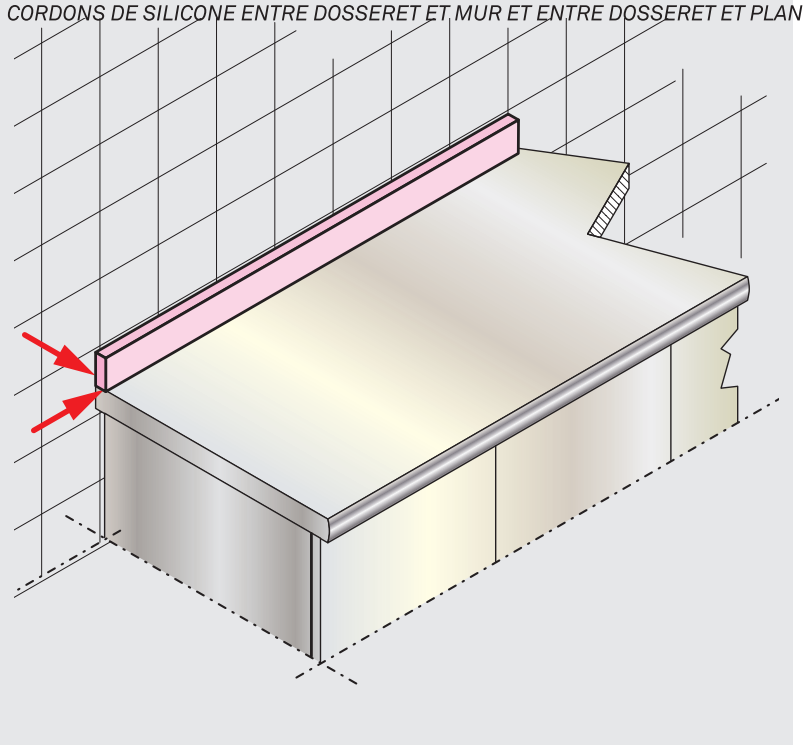

Per il fissaggio dell'alzatina al top si raccomanda di evitare l'uso di viti in quanto il punto in cui la vite trapassa il laminato diventa una facile e possibile via di passaggio per le sostanze liquide.
Anche in questo caso provvedere alla sigillatura apponendo un abbondante "cordoncino" di silicone neutro trasparente sul top e sul muro (o piastrelle) in corrispondenza del posizionamento dell'alzatina.
IMPORTANTE: nel caso le suddette indicazioni non venissero rispettate la Baido s.p.a. non potrà in alcun modo ritenersi responsabile per eventuali rigonfiamenti del top.

• In caso di fissaggio con viti effettuare prima una pre-foratura e sigillare accuratamente per evitare infiltrazioni di liquidi.
• *In the event of affixing with screws, first make a clearance hole and then seal carefully to avoid any risk of infiltration by liquids.*
• *En cas de fixation avec des vis, effectuer au préalable un forage et sceller minutieusement pour éviter des infiltrations de liquides.*

To affix the splashback to the countertop, it is advisable to avoid the use of screws, since the point at which the screw passes through the laminate can easily become a means for infiltration by liquids.
Here, too, it is recommended to seal the areas where the backsplash meets the countertop and the wall (or tiles) with plenty of transparent neutral silicone.
IMPORTANT: if the instructions provided above are not adhered to, Baido s.p.a. may not be held liable in any way whatsoever for any swelling of the countertop that may occur.

Pour fixer le dosseret au plan, nous préconisons d'éviter d'employer des vis car le point qui transperce le stratifié devient une voie de passage facile et probable pour les substances liquides.
Dans ce cas également, pratiquer un scellage avec un abondant "cordon" de silicone neutre transparent sur le plan et sur le mur (ou carrelage) à hauteur du positionnement du dosseret.
IMPORTANT : si les indications susmentionnées ne sont pas respectées, Baido s.p.a. ne pourra en aucune façon répondre des éventuels renflements du plan.

TIPOLOGIE DI ALZATINE / *TYPES OF SPLASHBACK / TYPOLOGIES DE DOSSERETS*

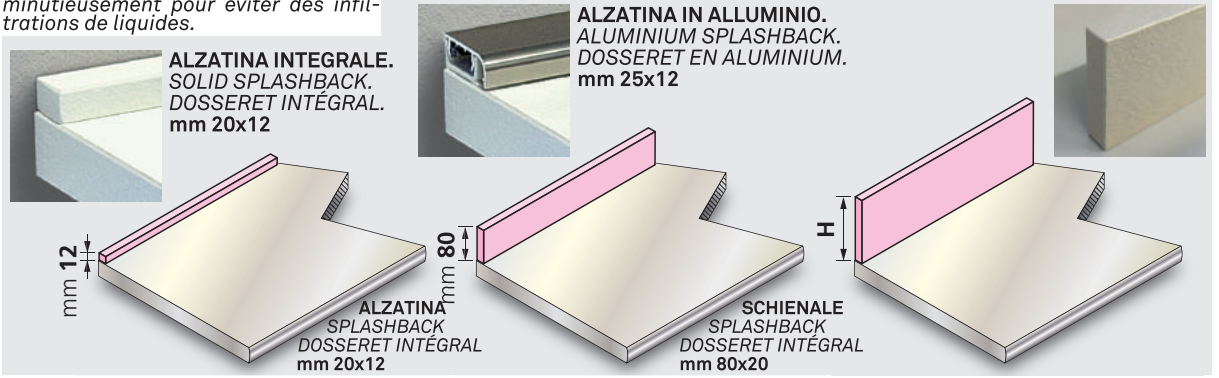

COME EFFETTUARE IL VOSTRO ORDINATIVO
HOW TO PLACE YOUR ORDER
COMMENT EFFECTUER VOTRE COMMANDE

Al fine di migliorare il nostro servizio, al momento dell'ordine Vi chiediamo di seguire alcune semplici direttive indicando nel vostro disegno tecnico:
•Tipo e colore del materiale scelto.
•Sezione del top.
•Dimensioni esterne del top.
•Posizionamento delle forature del top.
•Scheda tecnica del lavello e del piano cottura, con dimensioni incasso.
•Eventuale raggio dei fori.
•Eventuali angoli fuorisquadra del top.
•Lati a vista, in appoggio a colonna o a muro.

To help us enhance our quality of service, when you place your order please follow these simple instructions, taking care to state on your technical drawing:
•Type and colour of the chosen material.
•Section of the countertop.
•External dimensions of the countertop.
•Positioning of the boreholes of the countertop.
•Technical data sheets for the sink and hob, with inset dimensions.
•Hole radius, if applicable.
•Any non-square corners on the countertop.
•Visible sides, supported by an upright or wall.

Afin d'améliorer notre service, nous vous demandons, au moment de passer votre ordre, de bien vouloir suivre quelques simples indications en indiquant dans votre dessin technique:
•Le type et la couleur du matériau choisi.
•La section du plan.
•Les dimensions extérieures du plan.
•L'emplacement des trous sur le plan.
•La fiche technique de l'évier et du plan de cuisson, avec les dimensions de l'emplacement.
•L'éventuel rayon des trous.
•Les éventuels angles hors équerre du plan.
•Les côtés visibles, en appui à colonne ou au mur.

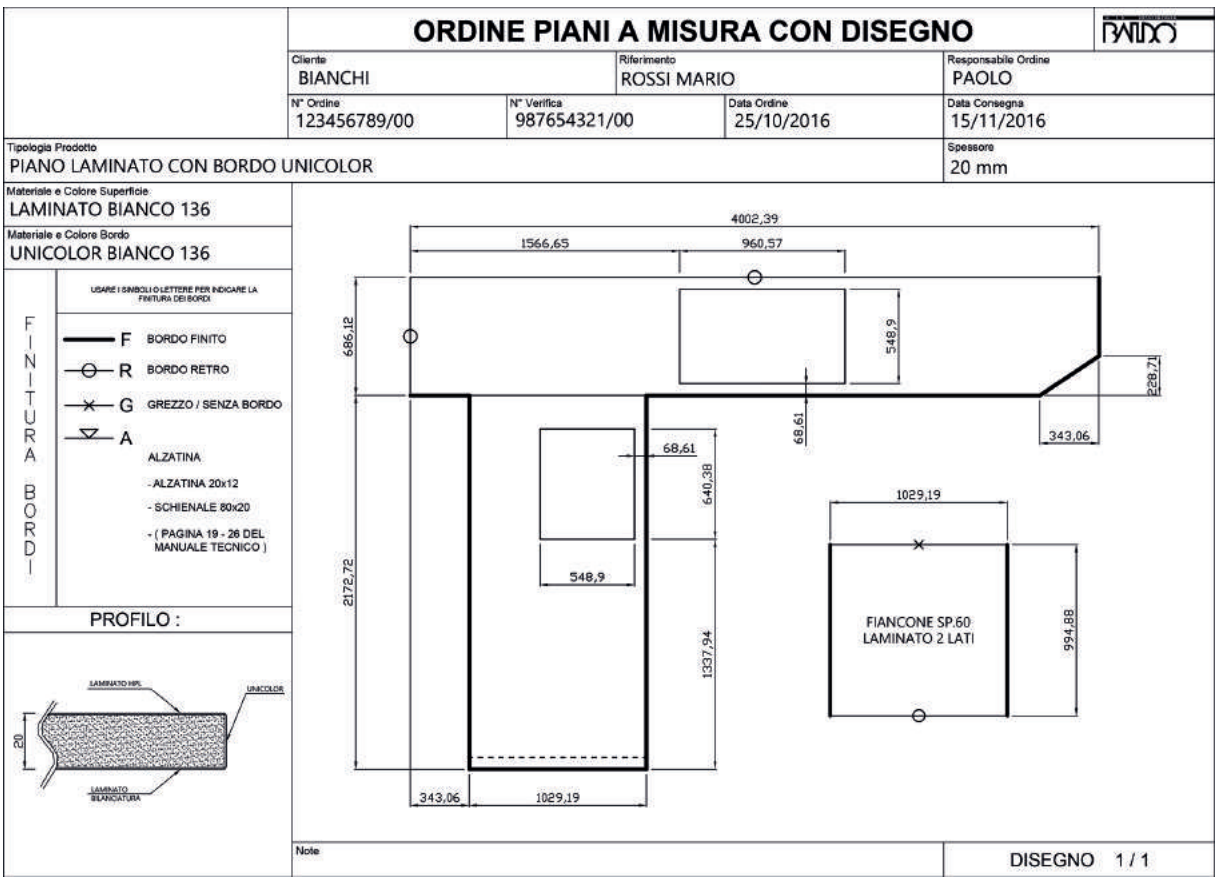

ESEMPIO DI MODULO COMPILATO CORRETTAMENTE.
EXAMPLE OF FORM COMPLETED PROPERLY.
EXEMPLE DE FORMULAIRE CORRECTEMENT REMPLI.

SPESSORE TOP *THICKNESS COUNTERTOP* *ÉPAISSEUR PLAN* **mm**	**PESO** *WEIGHT* *POIDS* **Kg x m²**
12	10,77
20	13,33
30	17,18
40	22,05
60	30,64
75	23,50
100	30,64

- **TOP: DIMENSIONI MASSIME REALIZZABILI mm 4180 x 1280.**
  (DIMENSIONI MAGGIORI DA CONCORDARE).
- *COUNTERTOP: MAXIMUM DIMENSIONS FEASIBLE mm 4180 x 1280.*
  (MORE GREAT TO BE AGREED).
- *PLAN: DIMENSIONS MAXIMUM FEASIBLE mm 4180 x 1280.*
  (PLUS GRANDE DIMENSIONS D'ACCORD).

STOCCAGGIO DEI TOPS
STORING THE COUNTERTOPS
STOCKAGE DES PLANS

RICEZIONE DEL PRODOTTO: alla consegna del prodotto controllare la corrispondenza alle specifiche del Vostro ordinativo, riportate sul DDT; verificare che non vi siano danneggiamenti o rotture. Nel caso di danni o pezzi mancanti annotare su apposito spazio del DDT le anomalie riscontrate. **La garanzia NON sarà valida in caso di mancata segnalazione.**

RECEIVING THE PRODUCT: *RECEIVING THE PRODUCT: on delivery of the product, check that it corresponds to your specified order, as shown on the transport document; check that nothing is broken or damaged. In the event of damage or missing pieces, make a note in the relevant field on the transport document.* ***Failure to note any anomalies upon receipt will invalidate the warranty.***

RÉCEPTION DU PRODUIT: *au moment de la livraison du produit, contrôler s'il correspond aux spécifications de votre ordre reportées sur le DDT ; vérifier que le produit n'ait pas subi de dommages ou de ruptures. En cas de dommages ou de pièces manquantes, inscrire dans la case du DDT (document de transport) prévue à cet effet les anomalies relevées.* ***La garantie NE sera PAS valable en cas d'absence d'annotation.***

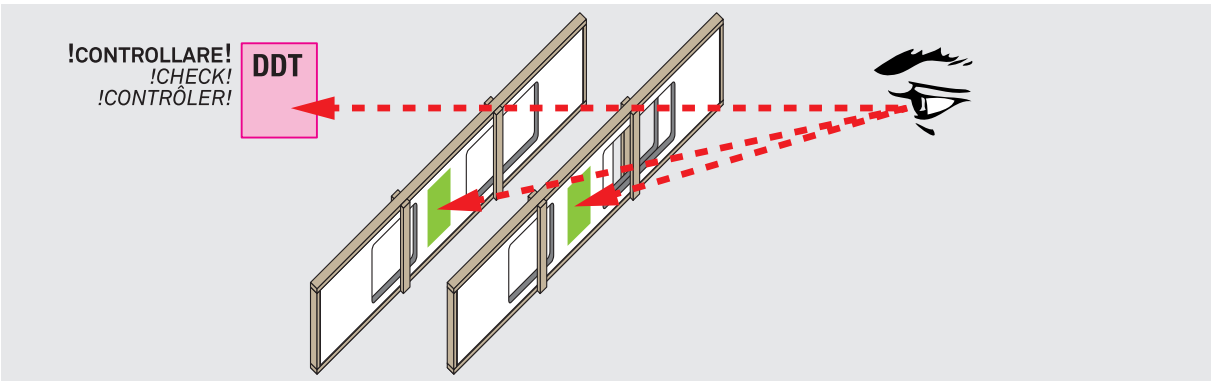

STOCCAGGIO DEL PRODOTTO: i tops devono essere stoccati al coperto, riparati dai raggi solari e dagli agenti atmosferici (pioggia, neve, ghiaccio, ecc.).
Non lasciare mai i prodotti all'esterno!
I tops devono essere posizionati SEMPRE in verticale.

STORING THE PRODUCT: *the countertops must be stored indoors, away from direct sunlight and atmospheric agents (rain, snow, ice, etc.).* ***Never store the products outdoors!*** *The countertops must ALWAYS be positioned vertically.*

STOCKAGE DU PRODUIT: *les plans doivent être stockés dans un lieu fermé, à l'abri des rayons du soleil et des agents atmosphériques (pluie, neige, givre, etc.).*
Ne jamais laisser les produits à l'extérieur !
Les plans doivent TOUJOURS être disposés en vertical.



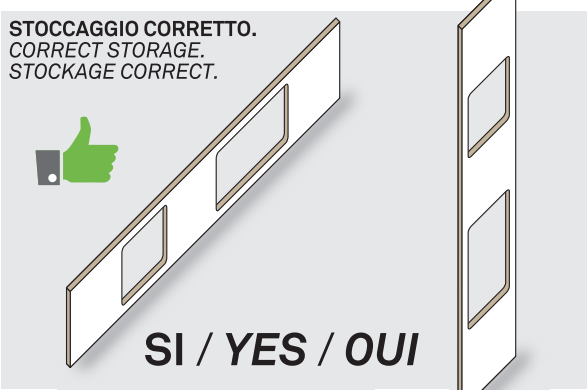

MOVIMENTAZIONE DEI TOPS
HANDLING THE COUNTERTOPS
MANUTENTION DES PLANS

MOVIMENTAZIONE:
i tops devono essere movimentati con particolare CAUTELA, evitando torsioni e scossoni.
I tops devono essere movimentati e posizionati SEMPRE in VERTICALE.

HANDLING:
the countertops must be handled with GREAT CARE, avoiding jolts or twists.
They must ALWAYS be handled and positioned VERTICALLY.

MANUTENTION:
les plans doivent être manutentionnés avec une PRÉCAUTION particulière en évitant les torsions et les heurts.
Les plans doivent TOUJOURS être manutentionnés et positionnés en VERTICAL.

MOVIMENTAZIONE SBAGLIATA / *INCORRECT STORAGE / MANUTENTION ERRONÉE*

MOVIMENTAZIONE CORRETTA / *CORRECT STORAGE / MANUTENTION CORRECTE*

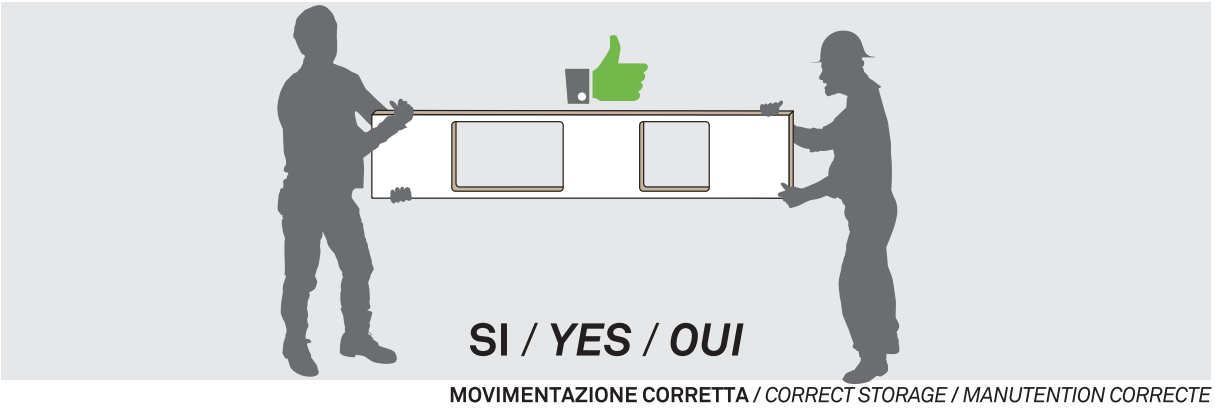

MOVIMENTAZIONE CORRETTA / *CORRECT STORAGE / MANUTENTION CORRECTE*

PULIZIA E MANUTENZIONE
CLEANING AND MAINTENANCE
NETTOYAGE ET MAINTENANCE

PULIZIA
I tops in laminato HPL ed UNICOLOR HPL possono essere puliti da impurità quali polvere, grasso, liquidi alimentari, cosmetici, colori, vernici, ed altre impurità similari, mediante impiego di comuni detergenti per uso domestico o solventi quali acqua o alcool.
È assolutamente sconsigliato l'uso di sostanze abrasive e/o graffianti.
Non usare detergenti contenenti acidi forti o sali fortemente acidi, quali ad esempio decalcificanti a base di acido formico e di acido aminosolfatico, pulitori per scarichi, pulitori per argento e detergenti per forni.
In tutti i casi si raccomanda sempre di risciacquare con acqua e provvedere all'asciugatura mediante panni non abrasivi.
Si ricorda inoltre che è sempre buona norma rimuovere immediatamente lo sporco e le impurità a contatto con la superficie, in quanto alcune sostanze alimentari (quali caffè, olio, limone e altre) se lasciate per lungo tempo a contatto del top potrebbero causare macchie di difficile rimozione.

CLEANING
HPL and UNICOLOR HPL countertops can be cleaned to remove dirt, grease, food liquids, cosmetics, paints, varnishes and other similar impurities. The cleaning operations should be carried out with regular domestic detergents or solvents such as water or alcohol.
It is not in the least advisable to use abrasive substances and/or substances that may scratch the surface.
Do not use detergents containing strong acids or highly acidic salts, such as descalers based on formic acid or amine sulphate, drain cleaner, silver cleaner or oven cleaner.
In any case, always remember to rinse with water and then dry using non-abrasive cloths.
Also bear in mind that it is always advisable to remove dirt and impurities immediately, as soon as they come into contact with the surface, since certain foodstuffs (coffee, olive oil and lemon juice, amongst others) can leave stains that are otherwise difficult to remove.

NETTOYAGE
Les plans en HPL stratifié et UNICOLOR HPL peuvent être débarrassés des impuretés comme la poussière, le gras, les liquides alimentaires, les produits cosmétiques, les couleurs, les vernis et autres en utilisant des détergents communs à usage domestique ou des solvants comme l'eau ou l'alcool.
L'utilisation de substances abrasives et/ou rugueuses est fermement déconseillée.
Ne pas utiliser de détergents contenant des acides forts ou des sels fortement acides comme par exemple les décalcifiants à base d'acide formique et d'acide sulfurique, nettoyants pour écoulements, nettoyants pour argent et détergents pour fours.
Dans tous les cas, nous préconisons systématiquement de rincer à l'eau et d'essuyer à l'aide de chiffons non abrasifs.
Nous rappelons par ailleurs qu'il est toujours préférable d'éliminer immédiatement les saletés et les impuretés en contact avec la surface, car certaines substances alimentaires (comme le café, l'huile, le citron et autres) laissées trop longtemps en contact avec le plan peuvent laisser des traces difficiles à éliminer.

IGIENE
I laminati HPL e UNICOLOR HPL sono di facile pulizia e manutenzione e, data la loro igienicità, trovano largo impiego negli ambienti domestici, sale chirurgiche, camere sterili, aree di preparazione e cottura degli alimenti, ecc..
La normale pulizia avviene asportando dalla superficie lo sporco con detergenti domestici.
Le superfici HPL, oltre che ad una buona resistenza ai prodotti chimici di uso domestico, inibiscono la crescita delle spore e dei batteri, in accordo alle norme europee ISO 846, e sono certificate per l'utilizzo a contatto con gli alimenti, sia breve che prolungato.

HYGIENE
HPL laminates and UNICOLOR HPL laminates are easy to clean and maintain and, given their hygienic nature, are widely used in domestic settings, operating theatres, clean rooms, food preparation and cooking areas, etc.
Normal cleaning is carried out by removing dirt from the surface with domestic detergents.
As well as being highly resistant to everyday chemical products, HPL surfaces also prevent the proliferation of spores and bacteria, in compliance with the ISO 846 European standard, and are certified for short- and long-term contact with food.

HYGIÈNE
Les stratifiés HPL et UNICOLOR HPL sont faciles à nettoyer et à entretenir et du fait de leurs caractéristiques d'hygiène, ils trouvent de nombreux emplois dans les milieux domestiques, les salles de chirurgie, les chambres stériles, les zones de préparation et de cuisson des aliments, etc.
Le nettoyage courant se fait en éliminant la saleté qui se trouve sur la surface à l'aide de détergents domestiques.
Les surfaces HPL ne sont pas seulement résistantes aux produits chimiques à usage domestique, elles empêchent le développement des spores et des bactéries, conformément aux normes européennes ISO 846, et sont certifiées pour l'utilisation en contact avec les aliments, même prolongé.

AVVERTENZE

Rimuovere eventuali residui d'acqua rimasti sul top: l'eventuale formazione di calcare depositatasi sulla superficie potrebbe comportare difficoltà di rimozione; residui calcarei persistenti possono essere ridotti o eliminati con prodotti a base di acidi deboli quali acido citrico (max. 10%), acido acetico (max. 10%), acido fosforico (max. 3%), avendo cura di rimuoverli in tempi rapidi.
Non trascinare pentole, piatti e oggetti vari sulla superfice del top onde evitare graffiature permanenti.
Evitare il contatto prolungato della superficie del top o degli schienali con fonti di calore, anche per irraggiamento (pentole calde, piastre, ferro da stiro, forni in appoggio, ecc.) onde evitare possibili imbarcamenti e/o fessurazioni dovute a ritiri e a dilatazioni termiche dei singoli materiali componenti.
Non far sporgere dal perimetro del piano di cottura pentole, padelle, bistecchiere e altri elementi propagatori di calore; usare sempre sottopentole.

WARNINGS

Remove any residual water from the countertop: any limescale deposited on the surface could be difficult to remove; limescale deposits can be reduced or eliminated with cleaning products based on weak acids such as citric acid (max. 10%), acetic acid (max. 10%) or phosphoric acid (max. 3%), taking care to remove them rapidly.
Do not drag cookware, crockery or other objects across the surface of the countertop, so as to avoid leaving permanent scratches.
Avoid prolonged contact of the surface of the countertop or back panels with sources of heat, including radiation (hot pots, plates, irons, open ovens, etc.) in order to eliminate the risk of possible warping and/or cracking due to the shrinkage and/or thermal expansion of the individual components.
Do not leave pots, pens, griddles or other heat sources protruding from the edge of the hob; always use trivets.

AVERTISSEMENTS

Éliminer les éventuels résidus d'eau se trouvant sur le plan: la formation de calcaire qui se dépose sur la surface pourrait devenir difficile à enlever; il est possible de réduire ou d'éliminer les résidus calcaires persistants avec des produits à base d'acides légers comme l'acide citrique (max. 10 %), l'acide acétique (max. 10 %), l'acide phosphorique (max. 3 %), en ayant soin de les éliminer en temps rapides.
Ne pas traîner de casseroles, d'assiettes et autres objets sur la surface du plan afin d'éviter les rayures permanentes.
Éviter le contact prolongé de la surface du plan ou des dosserets avec des sources de chaleur, même par irradiation (casseroles chaudes, plaques, fer à repasser, fours à poser, etc.) afin d'éviter d'éventuels tuilages et/ou fissures dus à des rétrécissements et à des dilatations thermiques de chaque matériau et composant.
Ne pas faire dépasser du périmètre du plan de cuisson des casseroles, poêles, grils et autres éléments propagateurs de chaleur; utiliser toujours des sous-plats.

LAMINATO HPL / UNICOLOR HPL / FENIXCOLOR: CONSIGLI PER LA PULIZIA DELLA SUPERFICIE DEL LAMINATO
LAMINATE HPL / UNICOLOR HPL / FENIXCOLOR: RECOMMENDATIONS FOR CLEANING THE LAMINATED SURFACE
STRATIFIÉ HPL / UNICOLOR HPL / FENIXCOLOR: CONSEILS POUR LE NETTOYAGE DE LA SURFACE DU STRATIFIÉ

(Prodotto conforme alle norme europee EN 438-ISO 4586) *(Product compliant with European/international standards EN 438-ISO 4586)* *(Produit conforme aux normes européennes EN 438-ISO 4586)*	PRODOTTI DI PULIZIA CONSIGLIATI *RECOMMENDED CLEANING PRODUCTS* *PRODUITS DE NETTOYAGE PRÉCONISÉS*				
NATURA DELLO SPORCO *NATURE OF THE DIRT* *NATURE DE LA SALETÉ*	ACQUA *WATER* *EAU*	ACQUA FREDDA CON SAPONE O DETERGENTE *COLD WATER WITH SOAP OR DETERGENT* *EAU FROIDE AVEC SAVON OU DÉTERGENT*	ACQUA CALDA CON SAPONE O DETERGENTE *WARM WATER WITH SOAP OR DETERGENT* *EAU CHAUDE AVEC SAVON OU DÉTERGENT*	ALCOOL *ALCOHOL* *ALCOOL*	ACETONE *ACETONE* *ACÉTONE*
•sciroppo / succo di frutta / marmellata / latte / liquori / te / caffè / vino / sapone. *•syrup / fruit juice / jam / milk / liqeuer / tea /coffee / wine / soap.* *•sirop / jus de fruit / confiture / lait / liqueurs / thé / café / vin / savon.*	👍				
•grasso animale e vegetale / salsa / uova / sangue secco / vino e liquore secco. *•animal and vegetable fat / sauce / egg / dried blood / dried wine and liqueur.* *•gras animal et végétal / sauce / œufs / sang sec / vin et liqueur sèche.*		👍			
•nero fumo / gelatina / residui organici / colore acquerello / gomma arabica / colla vegetale o vinilica. *•black smoke / jelly / organic residues / watercolour / gum arabic / vegetable glue or PVA.* *•fumée noire / gélatine / résidus organiques / couleur pastelle / gomme arabique / colle végétale ou vinylique.*			👍		
•lacca per capelli / fondo tinta / cipria grassa / cera / inchiostro / biro /olio vegetale / olio di ricino / pennarello / alonature di solventi. *•hairspray / coloured base coat / cosmetic powder / wax / ink / biro / vegetable oil / castor oil / felt pen / solvent rings.* *•laque pour cheveux / fond de teint / far à jour gras / cire / encre / stylo / huile végétale / huile de ricin / stylos feutres / auréoles de solvants.*				👍	👍
•smalto per unghie / spruzzi di lacche / olio di lino. *•nail-polish remover / lacquer spray / linseed oil.* *• vernis à ongles / pulvérisation de laques / huile de lin.*					👍
MODO DI APPLICAZIONE DEL PRODOTTO *APPLICATION METHOD* *MODE D'APPLICATION DU PRODUIT*	**SPUGNA UMIDA** ***DAMP SPONGE*** ***ÉPONGE HUMIDE***			**STRACCIO DI COTONE** ***COTTON CLOTH*** ***CHIFFON DE COTON***	
STRUMENTO DI ASCIUGATURA *DRY WITH* *INSTRUMENT POUR LE SÉCHAGE*	**STRACCIO DI COTONE** ***COTTON CLOTH*** ***CHIFFON DE COTON***				

BAIDO: THE SPECIAL TOP

SCATOLA COLLEZIONE CAMPIONI (cm 32X11X16 H) / *SAMPLE COLLECTION BOX / BOÎTIER COLLECTION ÉCHANTILLONS*

TINTA UNITA
SOLID COLOUR
TEINTE UNIE

TINTA MARMO-PIETRA-GRANITO
MARBLE-STONE-GRANITE COLOUR
TEINTE MARBRE-PIERRE-GRANIT

TINTA LEGNO
WOODEN COLOUR
TEINTE BOIS

ESPOSITORE CAMPIONI / *SAMPLE DISPLAY UNITS / PRÉSENTOIR ÉCHANTILLONS*

KIT PULIZIA FENIXCOLOR / *FENIXCOLOR CLEANING KIT / KIT NETTOYAGE FENIXCOLOR*

BORSETTA / *CARRIER BAG / SHOPPER*

DEPLIANT / *BROCHURE / DÉPLIANTS*

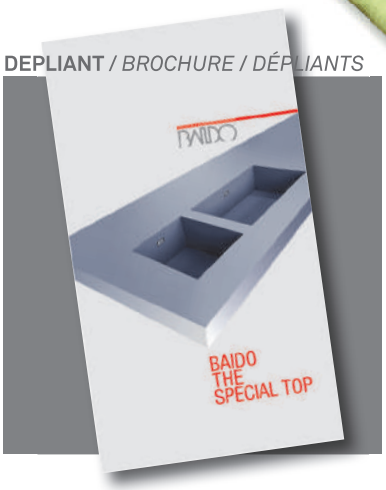

CARTELLA COLORI UNICOLOR HPL / *UNICOLOR HPL COLOUR CHART / CARTE COULEURS UNICOLOR HPL*

CARTELLA COLORI FENIXCOLOR / *FENIXCOLOR COLOUR CHART / CARTE COULEURS FENIXCOLOR*

MANUALE TECNICO / *TECHNICAL MANUAL / MANUEL TECHNIQUE*

GADGETS / *GADGETS / GADGETS*

Note
Note
Annotation

I modelli illustrati nel presente catalogo
sono stati ideati e realizzati dalla Baido s.p.a..
Le soluzioni sono protette
da registrazione o brevetto.

The models illustrated in this catalogue have
been designed and made by Baido s.p.a..
The solutions are protected from
registration or patent.

Les modèles illustrés dans le présent catalogue
ont été projetés et réalisés par Baido s.p.a..
Les solutions sont protégés
de l'enregistrement ou de brevet.

INDUSTRIA ARREDOCOMPONENTI

BAIDO®

BAIDO, THE SPECIAL TOP

INDUSTRIA ARREDOCOMPONENTI

BAIDO®

BAIDO s.p.a.
35010 Santa Giustina in Colle (PD)
Italia
Via Tergola, 38
T +39 049 5790944
F +39 049 9300836
www.baido.com

MANUALE **TECNICO**

TECHNICAL** MANUAL / MANUEL **TECHNIQUE

5

VIEZZOLI & VISION, SELVAZZANO DENTRO (PD). www.viezzoli.com / RIF. AGG. 026022. [PRINTED IN ITALY]

BAIDO
THE
SPECIAL TOP